



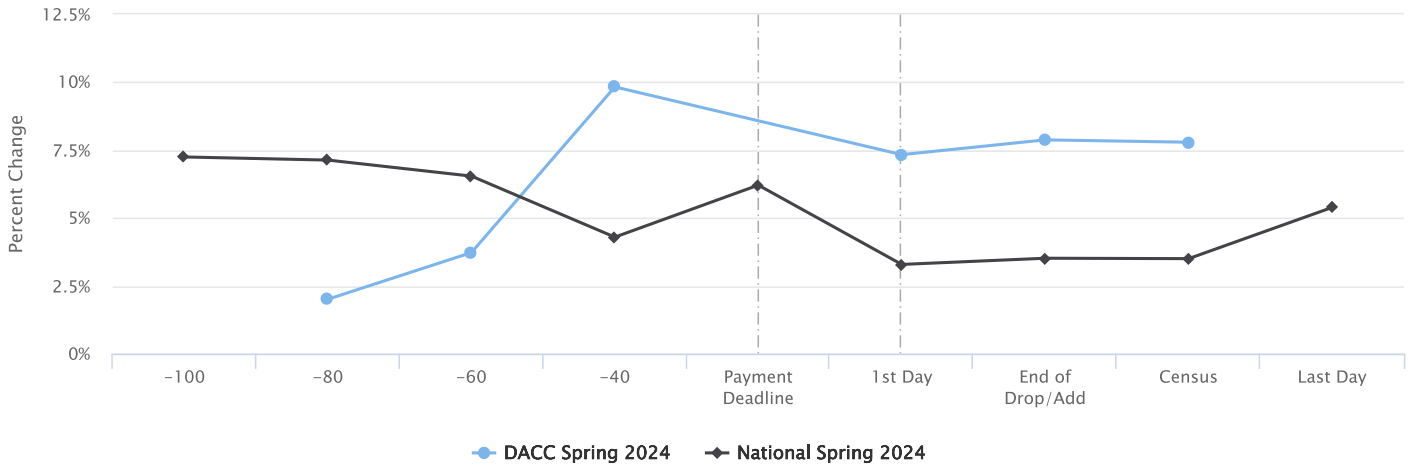
Executive Report for Dr. Monica Torres

DONA ANA COMMUNITY COLLEGE

Key National Benchmarks – Where Does Your Institution Stand?

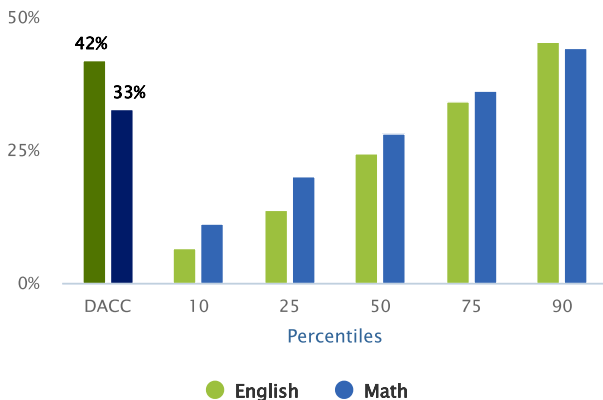
Thank you for participating in the National Community College Benchmark Project in 2023. This year’s report selects a few key data for your institution compared to the national benchmarks, including newly added data showing your Spring 2024 enrollment against national trends. The full NCCBP report, available online, contains more than 150 additional benchmarks, which are collectively intended to support your planning, assessment, peer comparisons and strategic decision-making activities.

Enrolled Student Credit Hours (SCH) by Days from Census – Percent Change

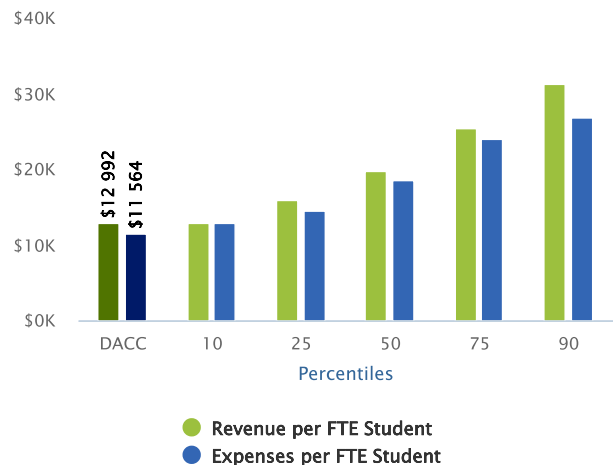


The percentage change of student credit hours between Spring 2023 enrollment compared to Spring 2024 enrollment over the period of 100 days prior to and throughout until the college’s census day.

**Early Momentum Metrics
Percentage of First-time Students
Completing Gateway Courses**



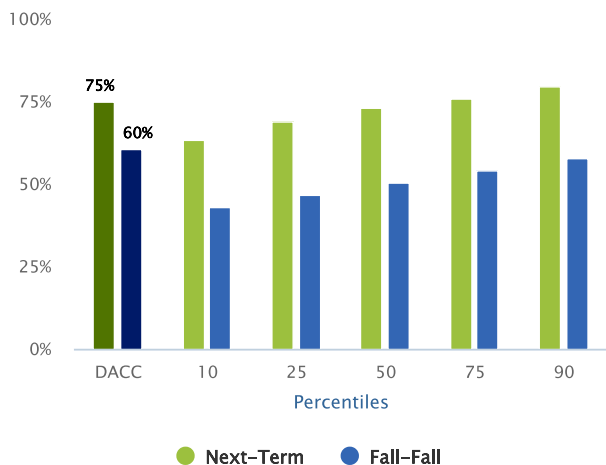
Revenue and Expenses per FTE Student



The percentage of first-time students from Fall 2022 completing gateway courses in English Comp I/II and Math by the end of Spring 2023 term.

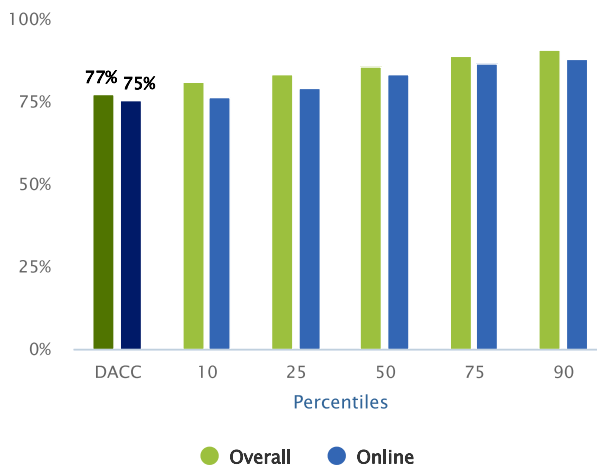
Total revenues per FTE (full-time equivalent) student and Total Expenditures per FTE (full-time equivalent) student for Fiscal Year 2023.

Persistence Rate



The persistence rate is the percent of Fall 2022 credit students, both full- and part-time, who return to the campus for the next term (usually Spring 2023), or for the next Fall term (Fall 2023). This metric excludes students who graduated or completed certificates in the time frame.

Completer Success Rate



The percent of students who received grades of A, B, C, or Pass in their courses in Fall 2022.

Strengths

The following benchmarks are where your community college performed at its best. The benchmark is followed by the percent rank for your institution.

1. Gateway Momentum Rate - Comp I/II & Math
Your Rank - 97th Percentile
2. Percent AY Continuing Students
Your Rank - 97th Percentile
3. CCSSE Active & Collaborative Learning Benchmark Means
Your Rank - 94th Percentile
4. Fall-fall Persistence Rate
Your Rank - 93rd Percentile
5. % of Distance Learning Credit Hours of Total Credit Hours
Your Rank - 92nd Percentile

Opportunities for Improvement

The following benchmarks are where your community college may need improvement. The benchmark is followed by the percent rank for your institution.

1. % of Students that Received a Passing Grade of those that Completed Speech
Your Rank - 2nd Percentile
2. % of Full-Time, First-Time Students that Completed in Three Years
Your Rank - 2nd Percentile
3. % of Full-Time, First-Time Students that Completed OR Transferred in Three Years
Your Rank - 2nd Percentile
4. % of Full-Time, First-Time Students that Completed in Six Years
Your Rank - 2nd Percentile

More Information

Contact your IR Office for your institution's specific results.

Visit: nccbp.org

Contact Us:

Dr. Jacque Eidson
Director
913.469.7658
jeidson2@jccc.edu

Michelle Taylor
Sr. Research Analyst
913.469.3831
michelletaylor@jccc.edu

