



ADVISORY BOARD
MEETING AGENDA
Wednesday, March 20, 2019
 6:00 PM
East Mesa Campus, Board Room, 207

Call to Order Roll Call Approval of Agenda Approval of Minutes – November 1, 2018	Sra. Maria Flores
1. Welcome and Introduction of New Administrators	Dr. Mónica Torres
2. Master Plan	Ms. Kelly Brooks Mr. John Petronis
3. Bond Schedule	Ms. Kelly Brooks
4. Special Events Update	Mr. Eddie Binder
5. Budget Update – Funding Recommendations	Ms. Kelly Brooks
6. Public Schools Collaborations Update	Dr. Susan Wood
7. DACC President Search Update	Ms. Kelly Brooks
8. Board Announcements and Comments Next DACC Advisory Board Meetings: Thursday, May 2, 2019 (budget and bond election approval) Thursday, September 5, 2019 Thursday, November 7, 2019	

Calendar of Events:

- March 21 Celebration of Student Excellence, 6:00 PM, Las Cruces Convention Center
- April 13 DACC President’s Gala, East Mesa
- May 9 DACC Commencement, NMSU Pan American Center

MISSION STATEMENT

DACC is a responsive and accessible learning-centered community college that provides educational opportunities to a diverse community of learners in support of workforce and economic development.

VISION STATEMENT

DACC will be a premier learning college that is grounded in academic excellence and committed to fostering lifelong learning and active, responsible citizenship within the community.

Update to the Doña Ana Community College Facilities Master Plan 2019-2026

OVERVIEW

MARCH 2019



ARCHITECTURAL RESEARCH CONSULTANTS, INCORPORATED

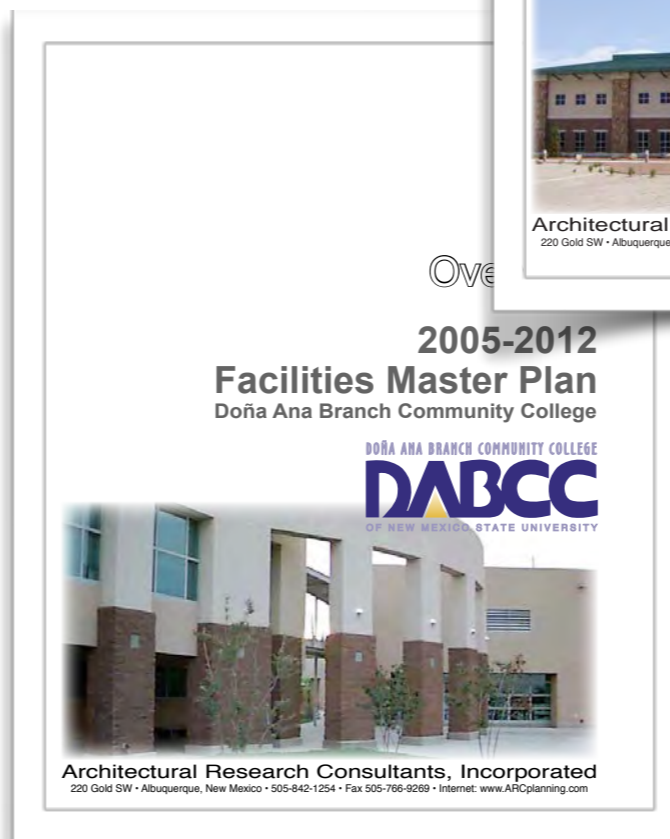
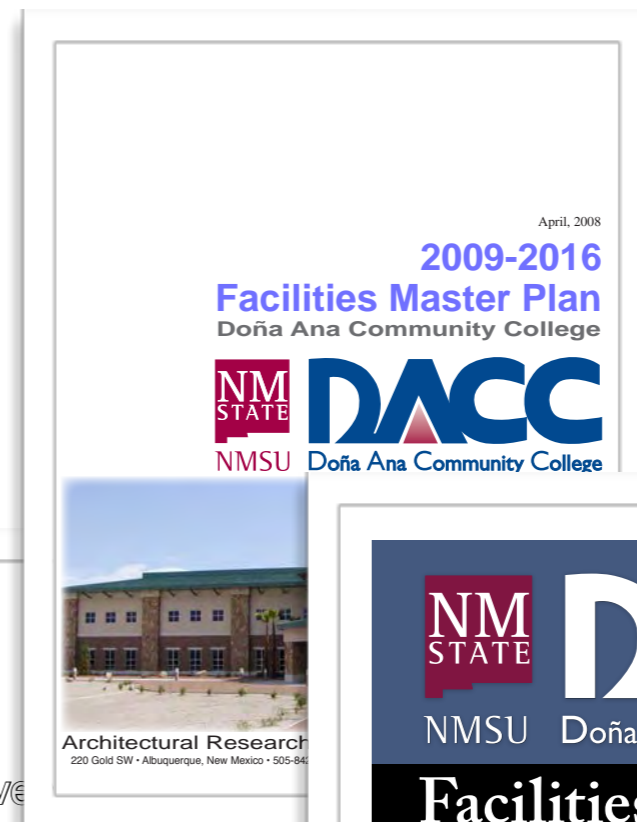
Contents

- **Planning History / Process**
- **Key Planning Drivers (Summary)**
- **Capital Plan**
 - **Revenue expectations**
 - **Capital Strategy**

Planning History

- **DACC physical development has been guided by adopted facilities master plans since 1994**

- 1994
- 1998
- 2004
- 2008
- 2014



Process



TASKS

- Gather information
- Inventory and analyze existing conditions

TASKS

- Project future conditions and needs

TASKS

- Identify desirable future outcomes

TASKS

- Develop strategies to accommodate future needs
- Match projected costs to anticipated capital resources
- Finalize implementation plan
- Publish document that effectively communicates concepts

Planning Process

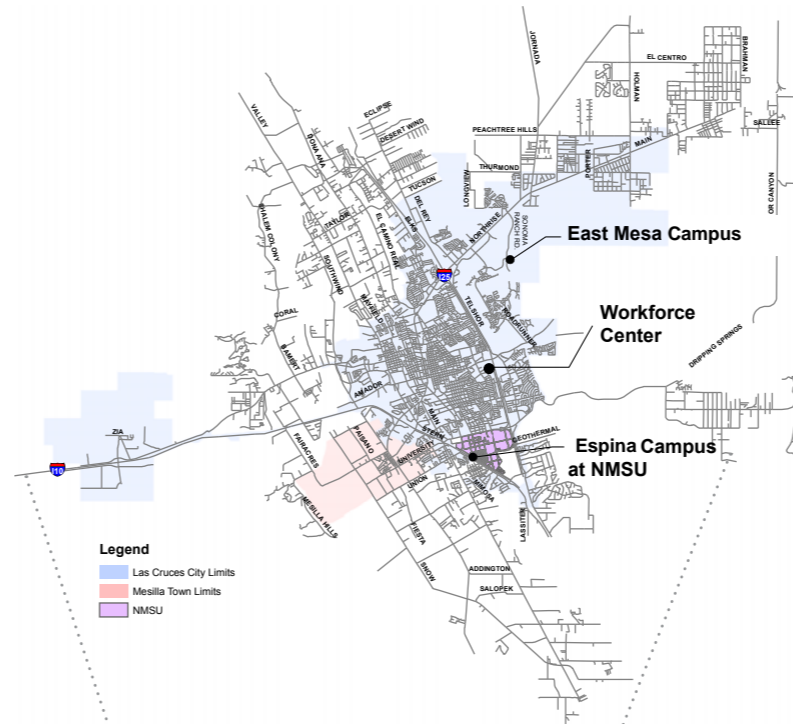
- **Inclusive – involves DACCC administration, staff, students and NMSU facilities planning representatives**
- **Adopted by DACCC advisory board**
- **Data driven**
 - **DACC strategic planning**
 - **Enrollment projections based on demographic and peer analysis**
 - **Facilities utilization analysis**

Key Planning Drivers

Where we are now

Where we are going

Sites and Facilities



~540,000 gross square feet at six sites

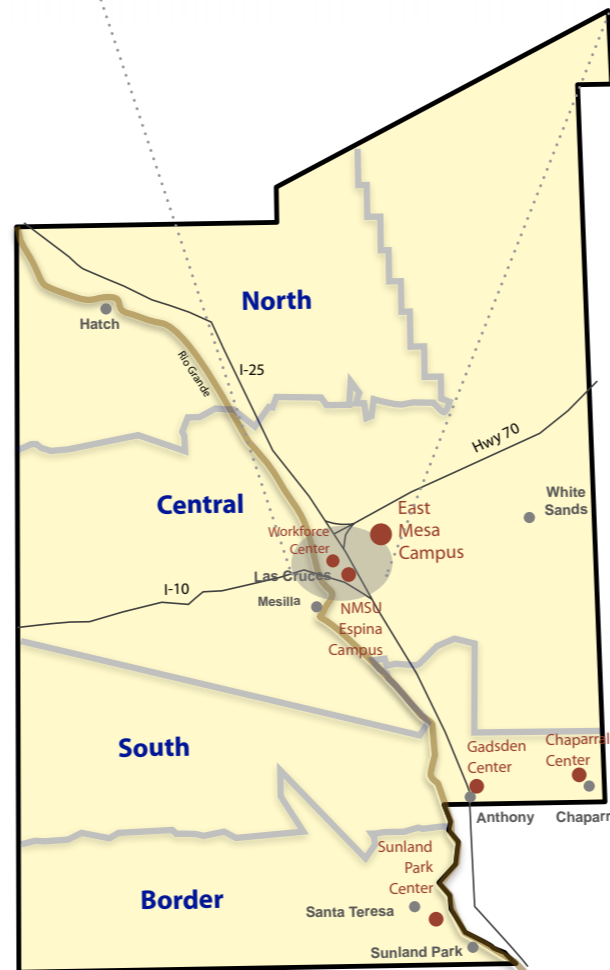
East Mesa Campus



Workforce Center



Espina Campus at NMSU



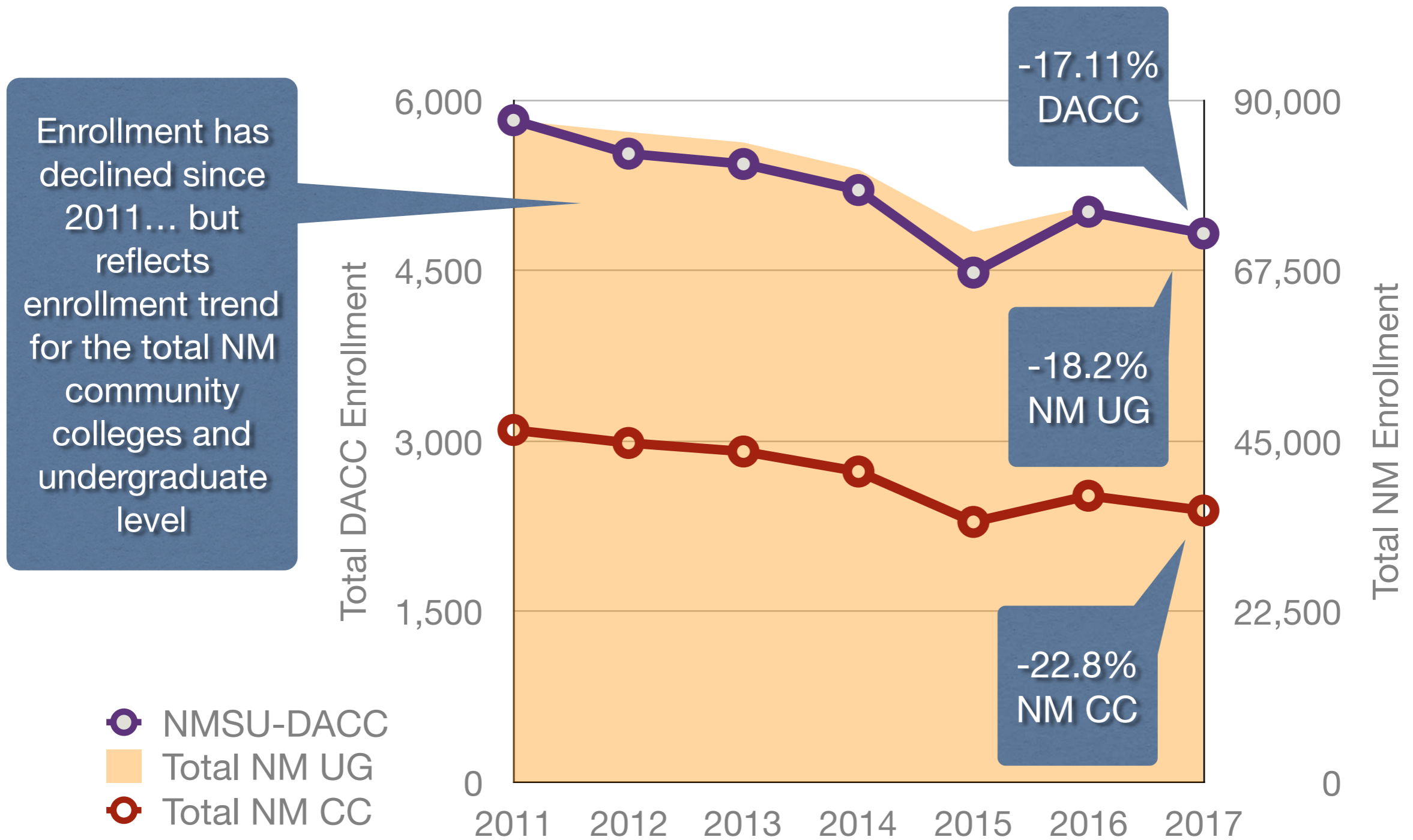
Gadsden Center



Chaparral Center

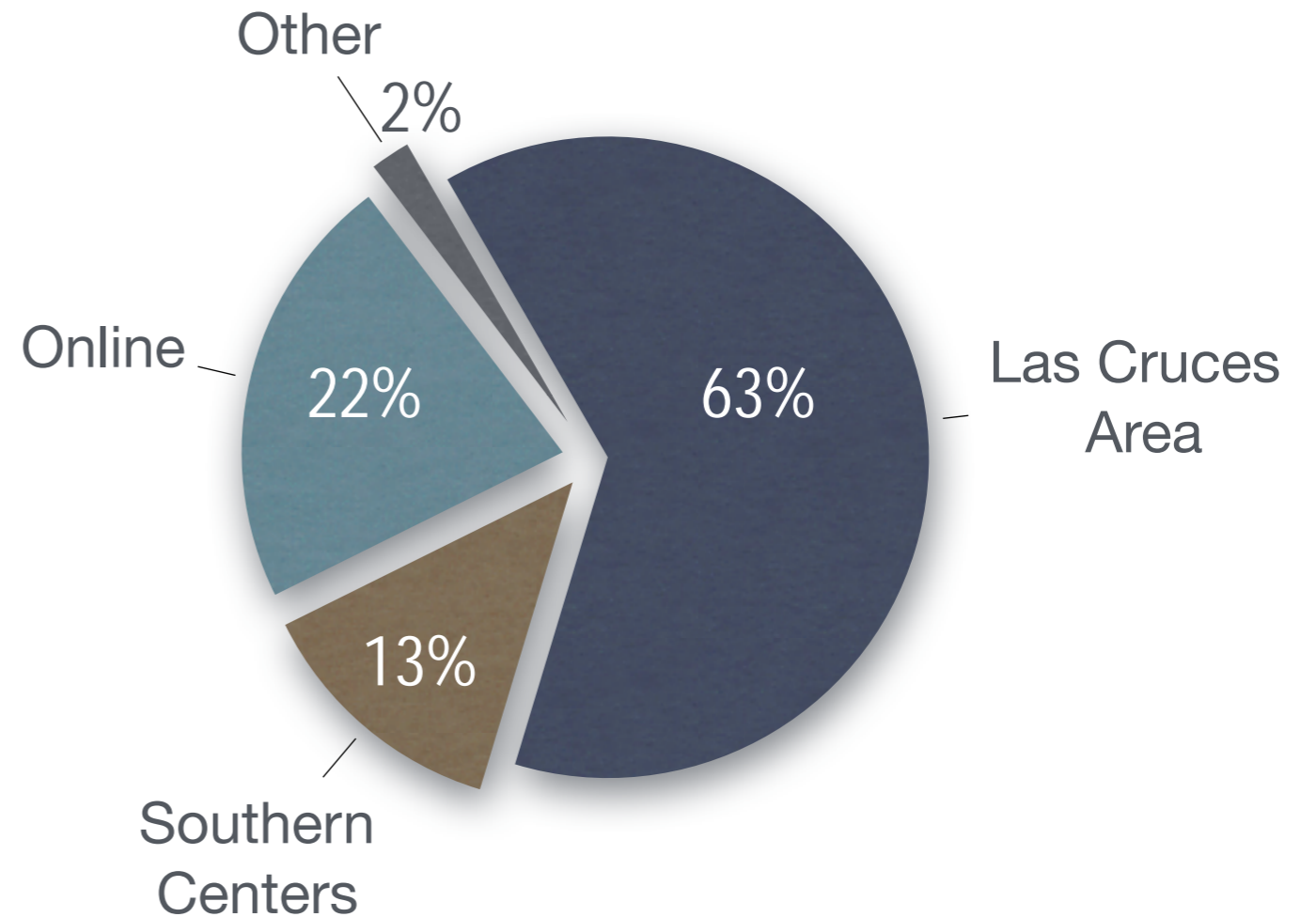


Enrollment Trend



Enrollment Trend

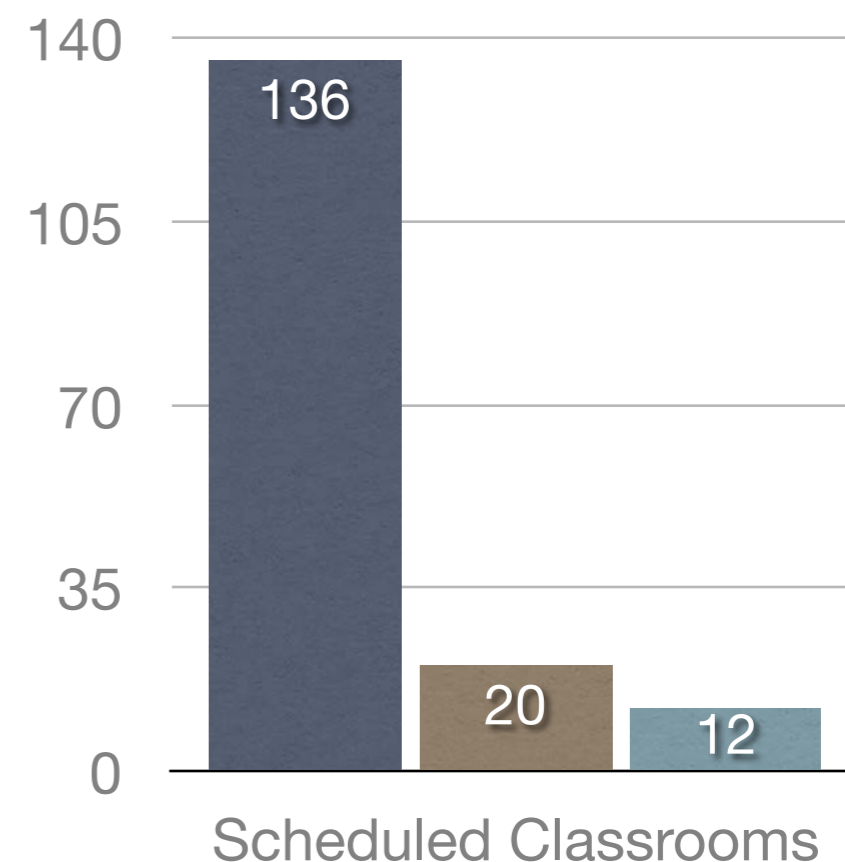
% FTE by Location



	Fall 2017-2018		
	Persons (Headcount)	Full Time Equivalent (FTE)	% Total FTE
Las Cruces Area	5,085	3,016	63%
Southern Centers	964	627	13%
Online	1,764	1,071	22%
Other	126	107	2%
Total	7,939	4,822	100%

Classroom Inventory

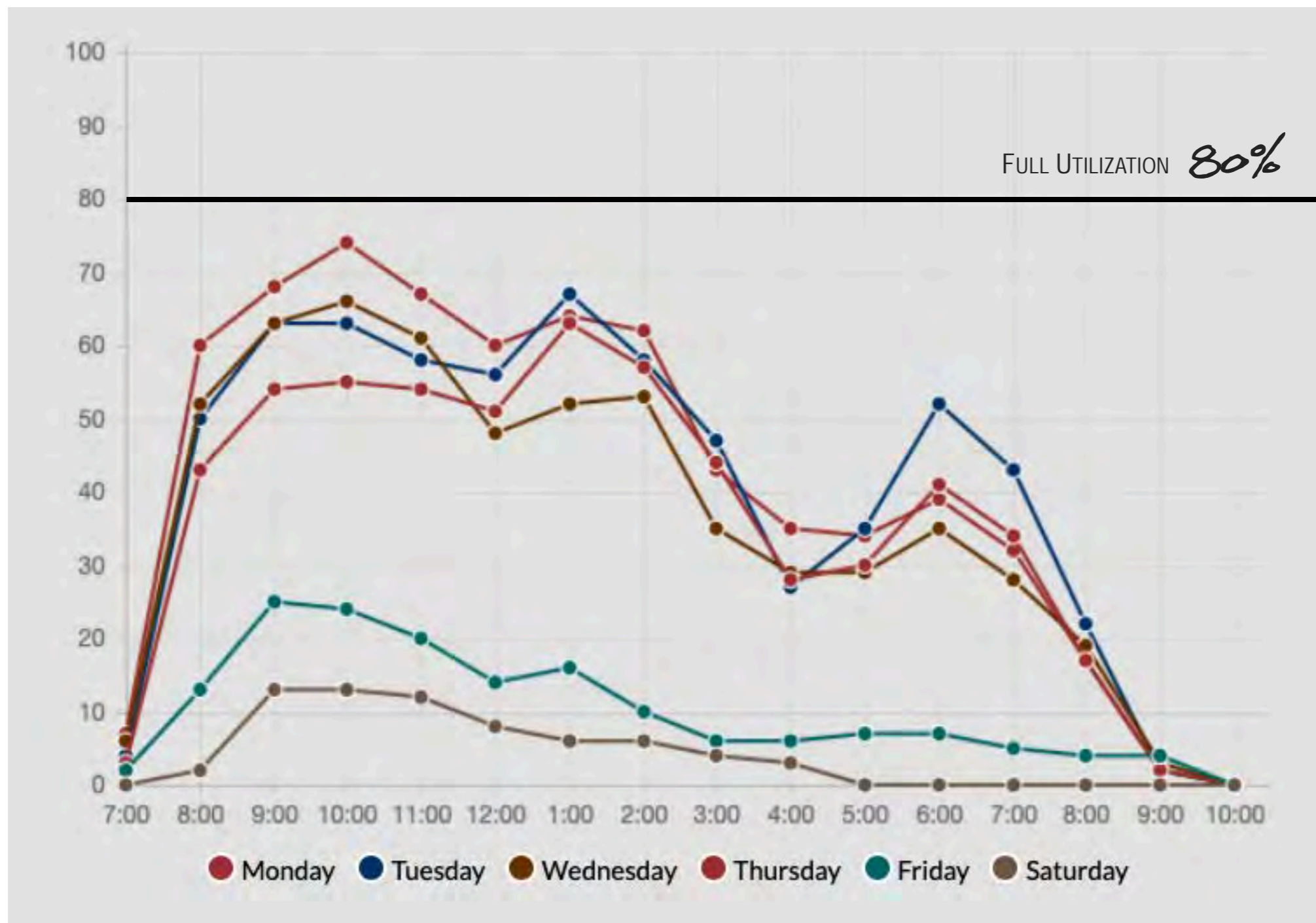
	Academic Scheduled			Other Scheduled			Total Supply	Not Scheduled	
	Classrooms	Class-Labs	Total	ABE	Comm. Ed	Total		Open Lab	Multi-purpose
Central Area	56	70	126	4	6	10	136	4	1
South Area	6	6	12	8	0	8	20	1	0
Border Area	5	4	9	3	0	3	12	1	0
Total	67	80	147	15	6	21	168	6	1
	147			21					
							168		



- Central Area
- South Area
- Border Area

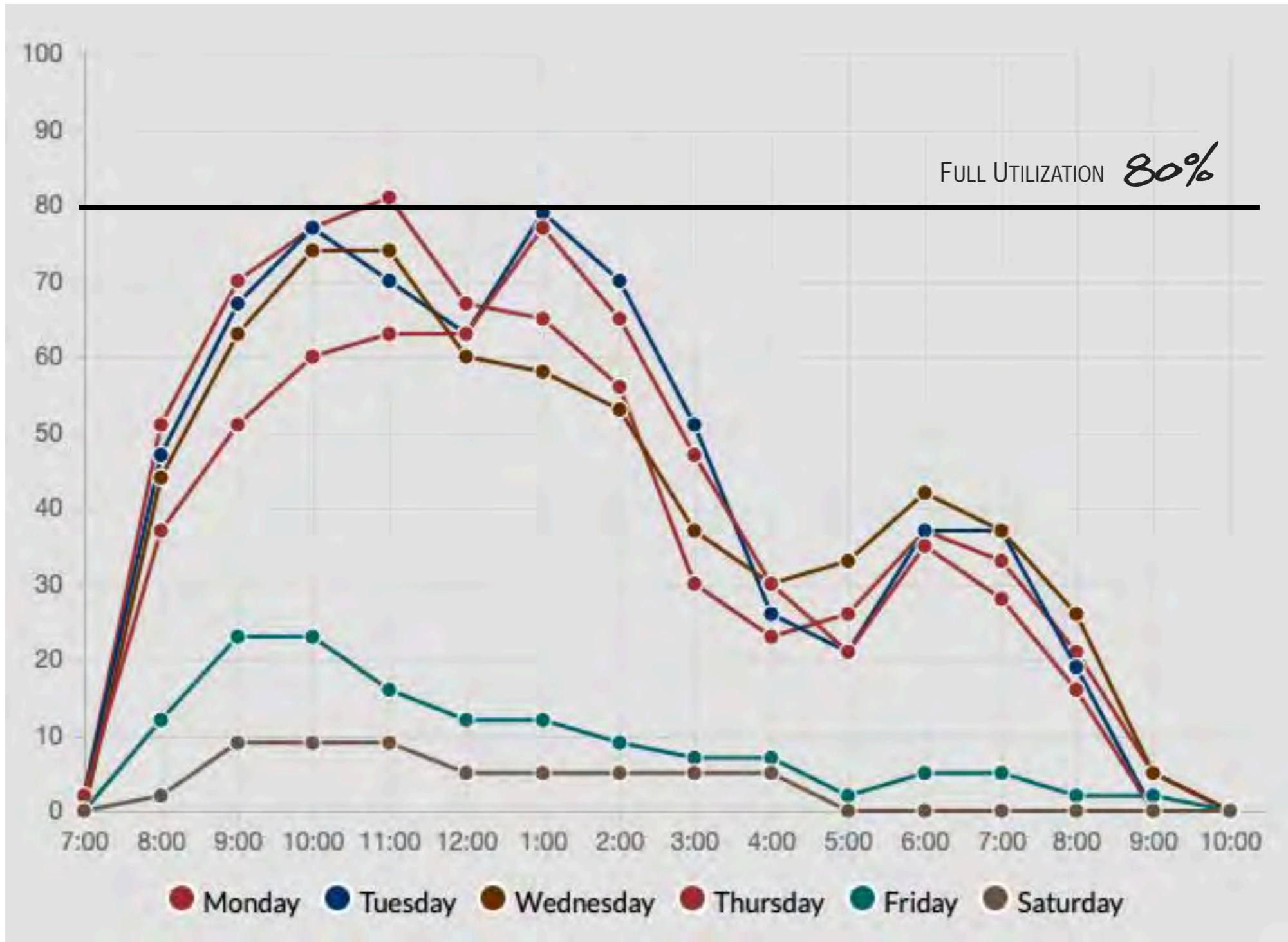
Utilization

Weekly Room Utilization - Room Hours Instruction - Fall 2018 (all Campuses)



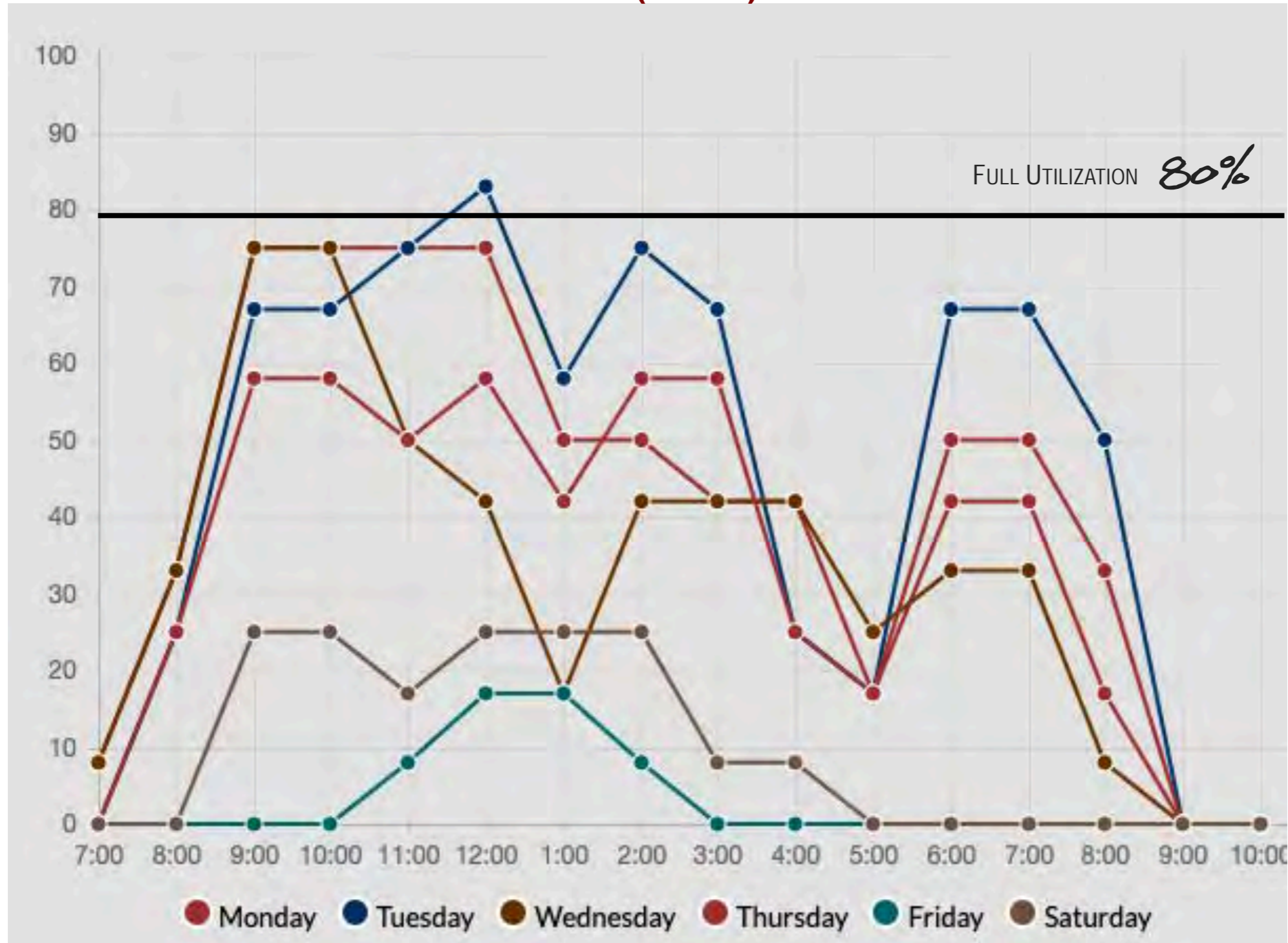
Utilization

Weekly Room Utilization - Room Hours Instruction - East Mesa Campus (DAEM) - Fall 2018



Utilization

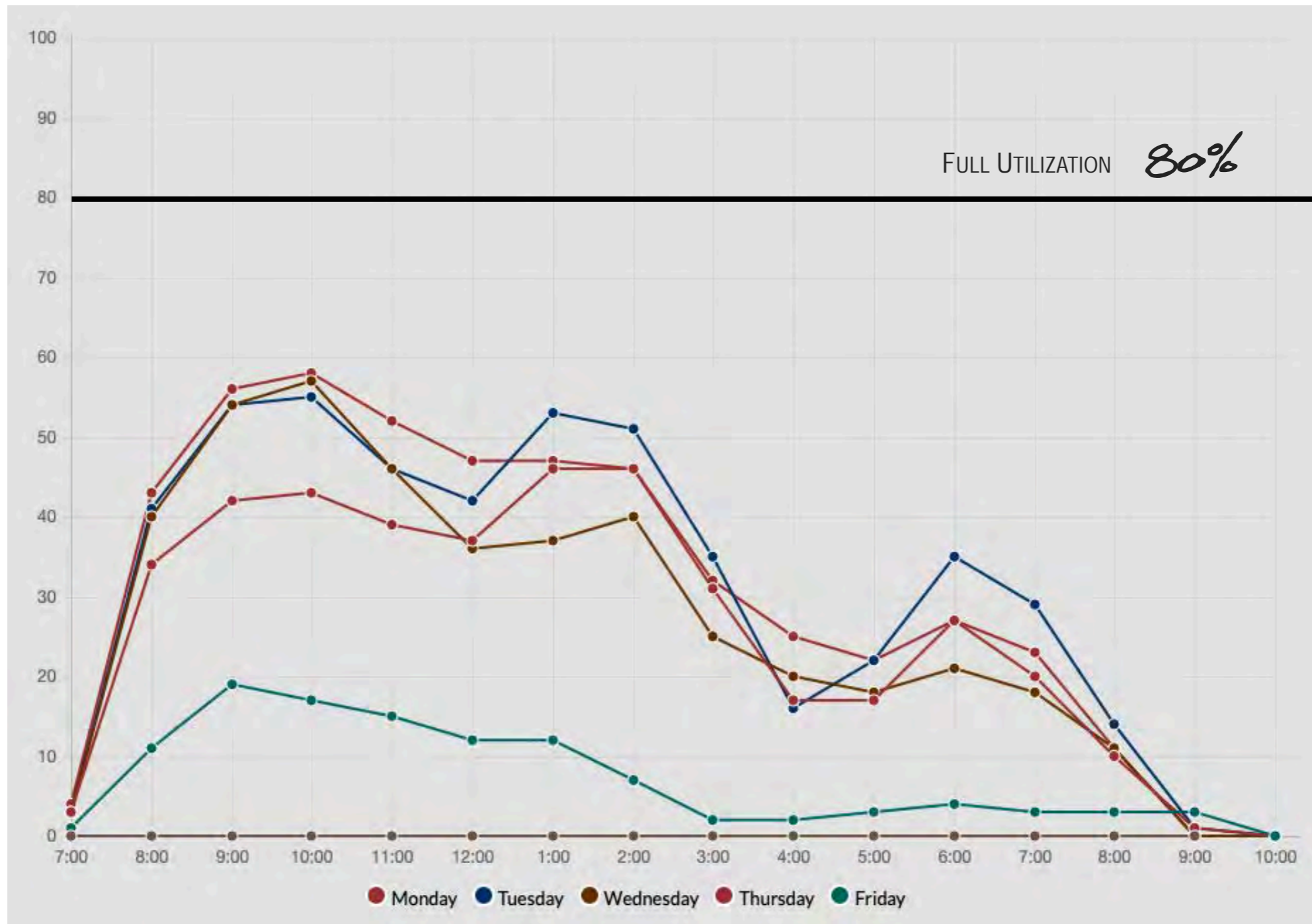
Weekly Room Utilization - Room Hours Instruction - Gadsden Center (DAGC) - Fall 2018



Utilization



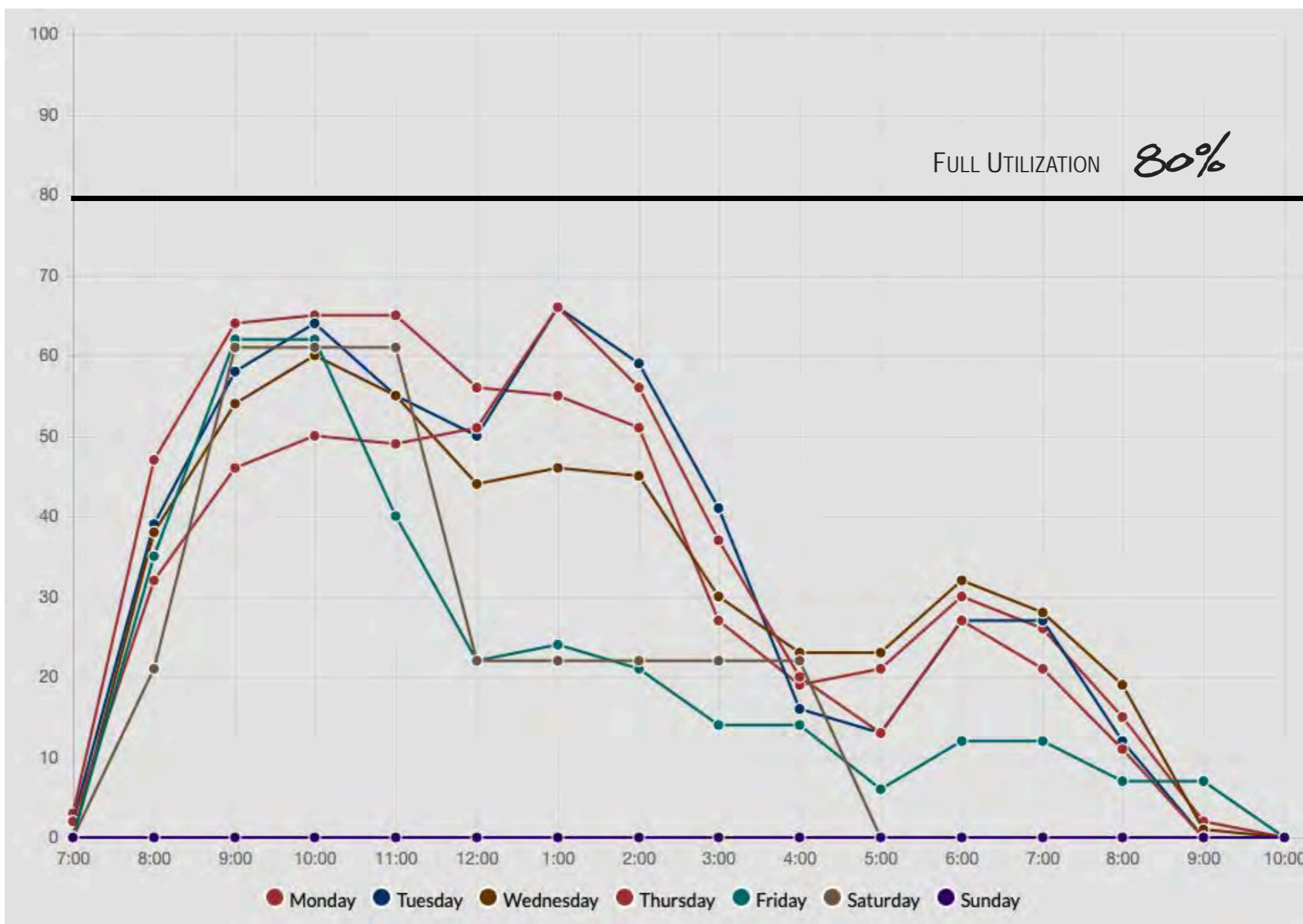
Weekly Room Utilization - Average Station Occupancy - Fall 2018 (all Campuses)



Utilization

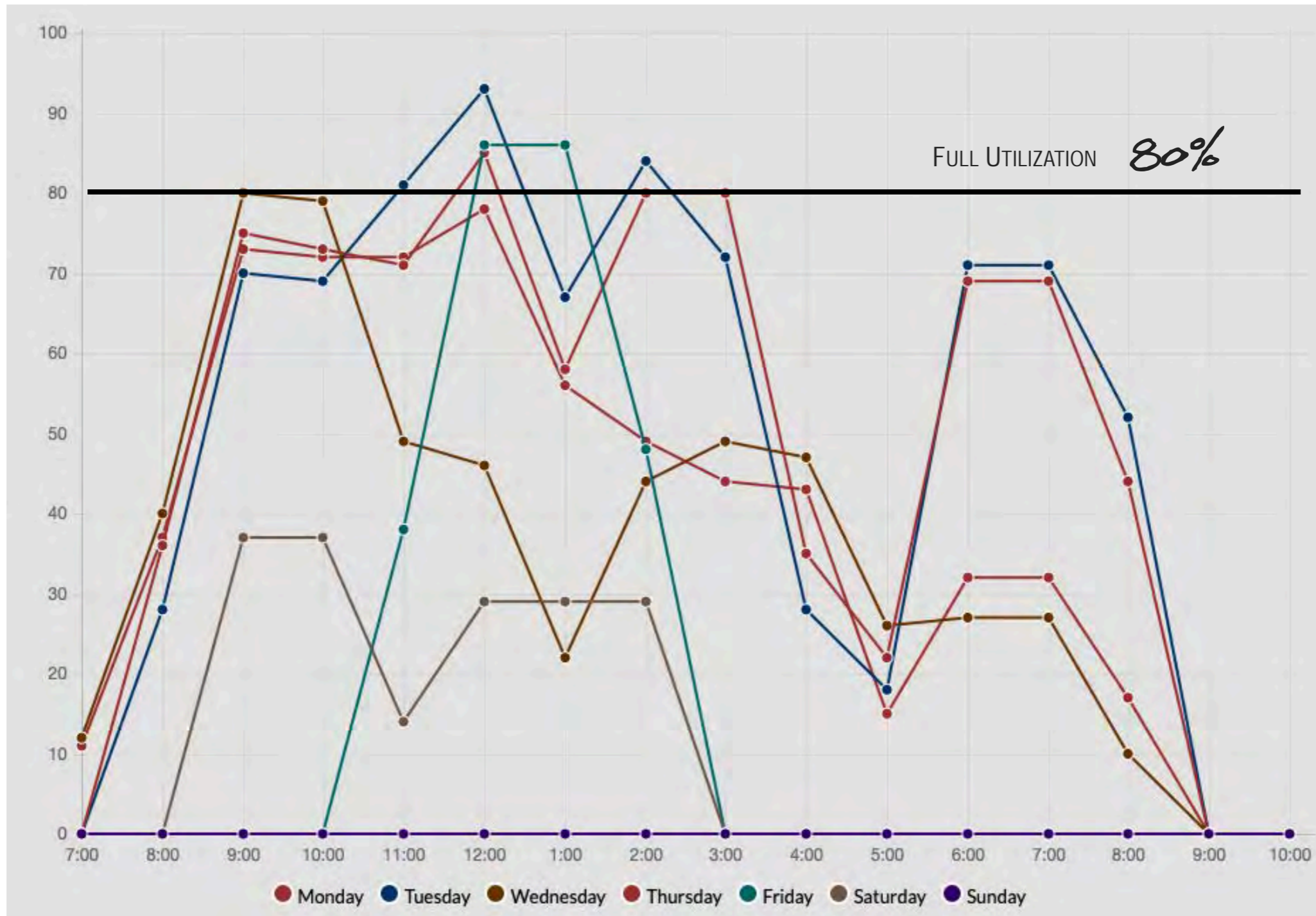


East Mesa Campus - Utilization - Average % Station Occupancy



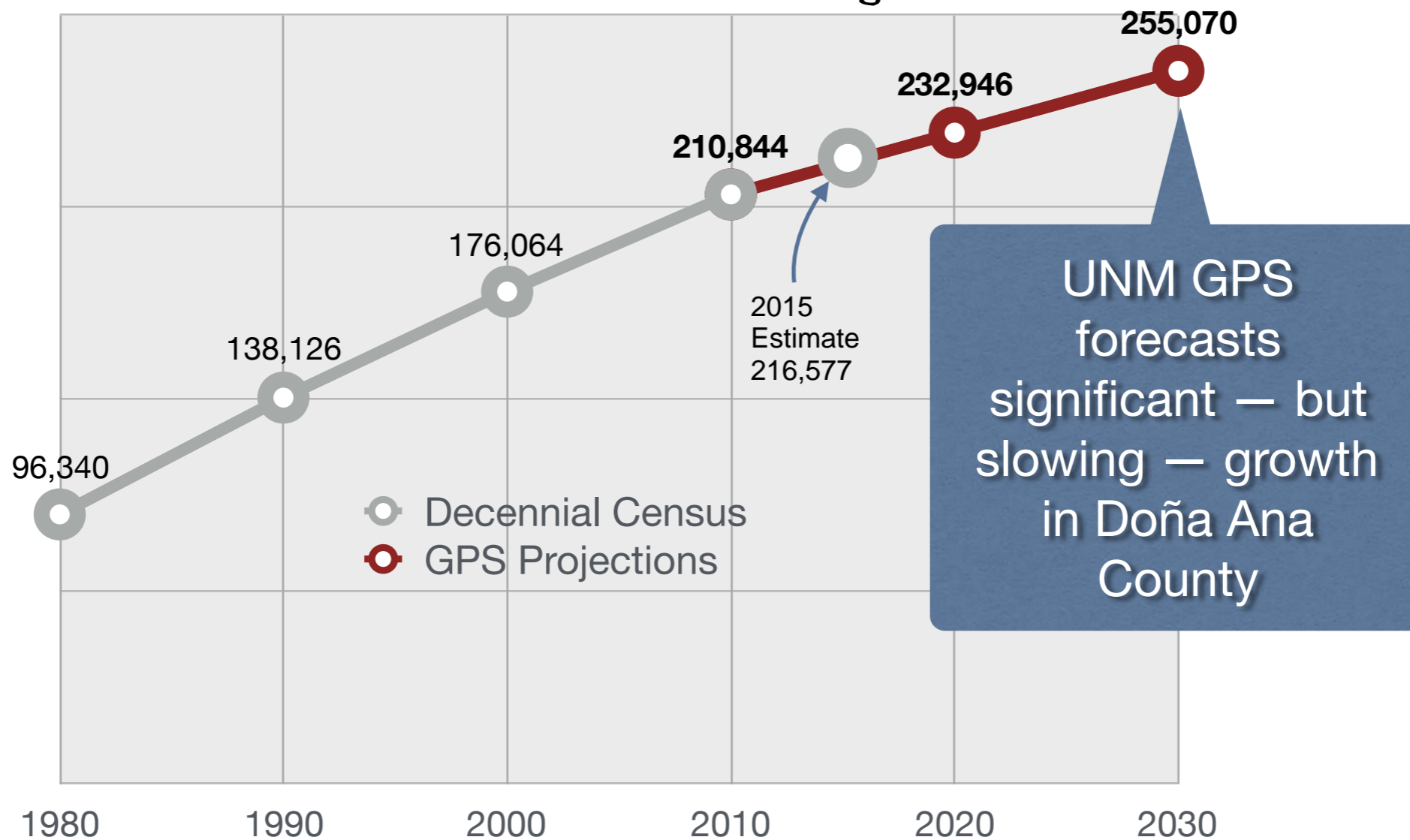
Utilization

Gadsden Center - Utilization - Average % Station Occupancy



Population - Doña Ana County

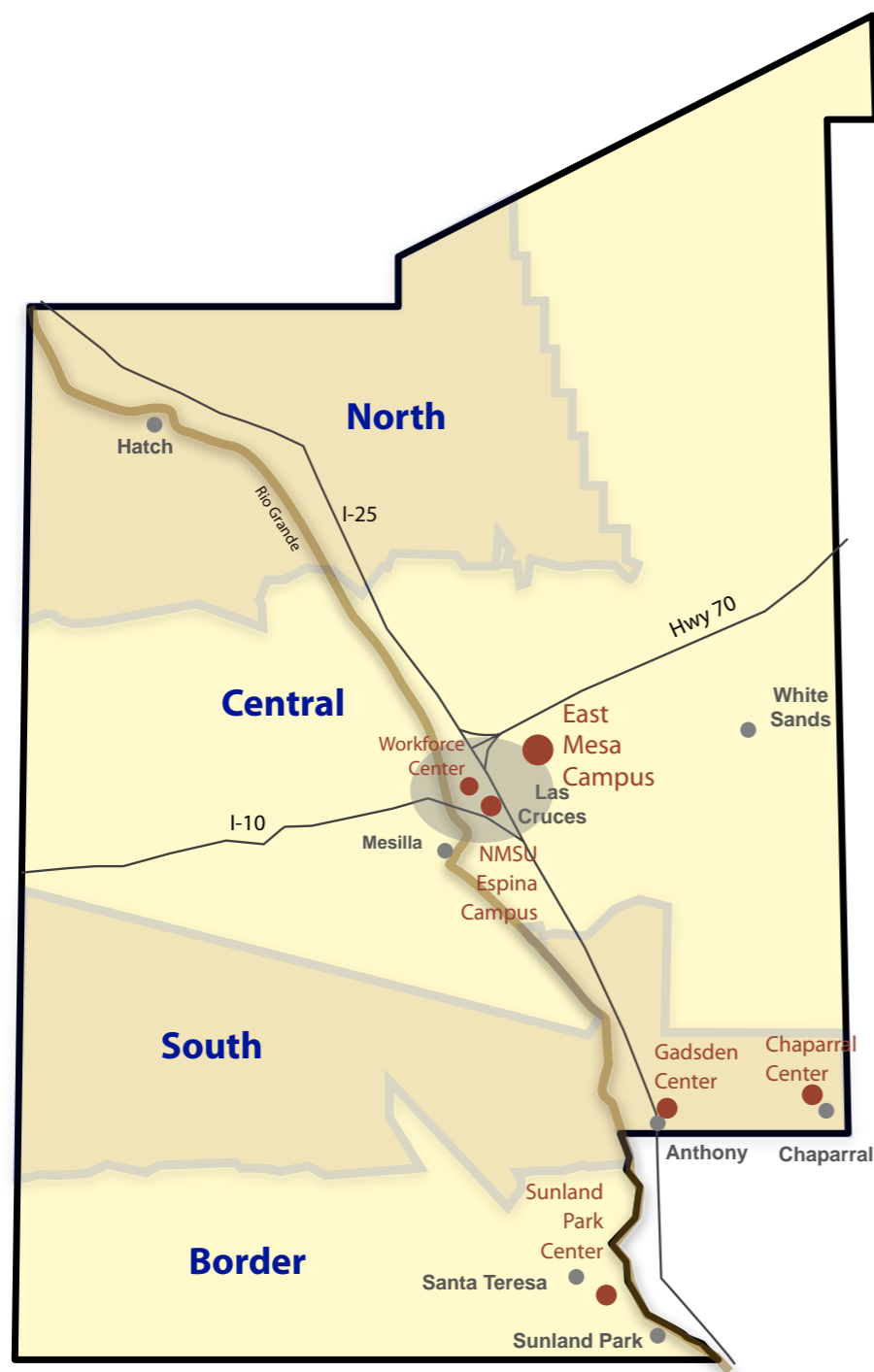
Historic, Estimated, and Projected Population: Doña Ana County



Sources:

US Decennial Census (1980-2010); American Communities Survey (ACS) 5-Year Estimate, 2011-2015; and UNM Geospatial and Population Studies (GPS, formerly Bureau of Business and Economic Research/BBER)

Population Distribution



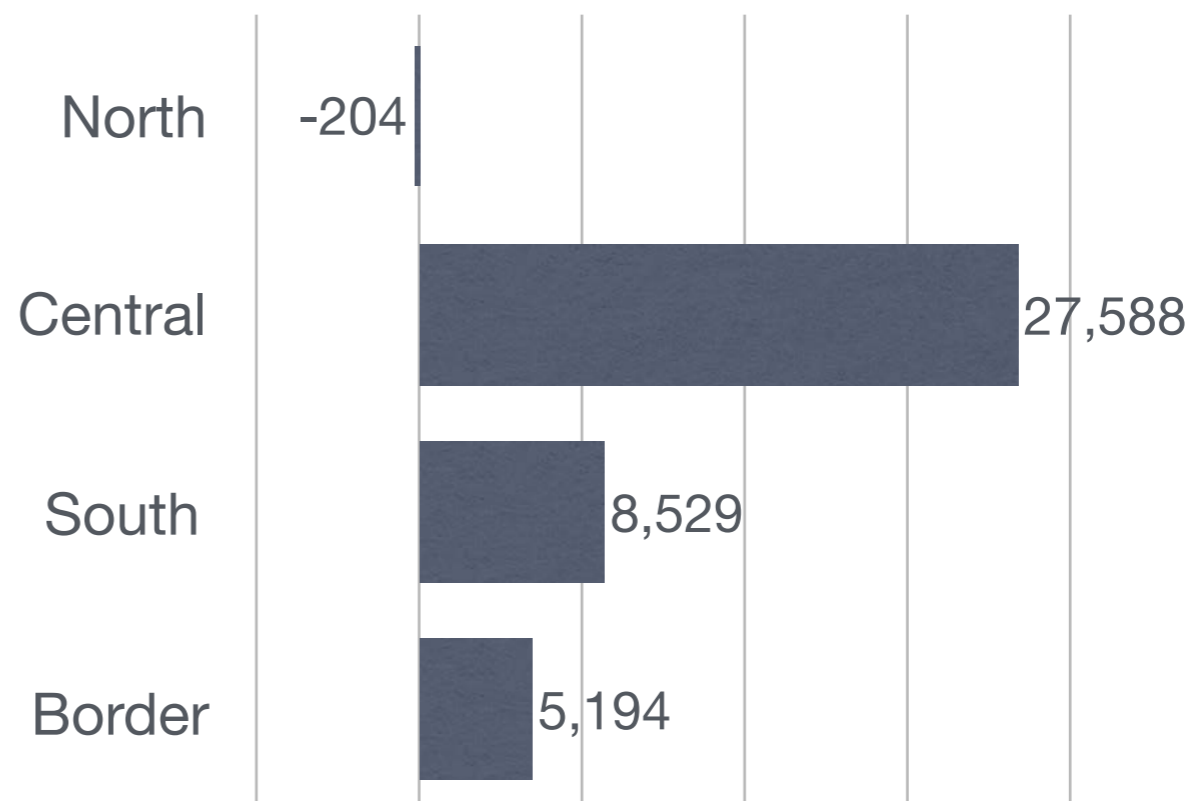
Historic and Projected Population by
Doña Ana County Sub-Areas 2010-2030

	1990	2000	2010	2015	2020	2025	2030	Increase 2015 - 2030
North	4,020	5,587	5,719	4,795	4,892	4,889	4,591	-204
Central	101,830	119,154	147,362	150,961	164,227	171,363	178,549	27,588
South	18,585	31,377	34,548	34,068	37,504	40,335	42,597	8,529
Border	11,075	18,564	21,604	24,139	26,323	27,868	29,333	5,194
Total	135,510	174,682	209,233	213,963	232,946	244,455	255,070	41,107

Sources:

US Decennial Census (1980-2010); American Communities Survey (ACS) 5-Year Estimate, 2011-2015
 Population Projections Source (2020 - 2030): University of New Mexico Geospatial and Population Studies Group
 (formerly; Bureau of Business and Economic Research)
 ARC assumed percentage distribution by area

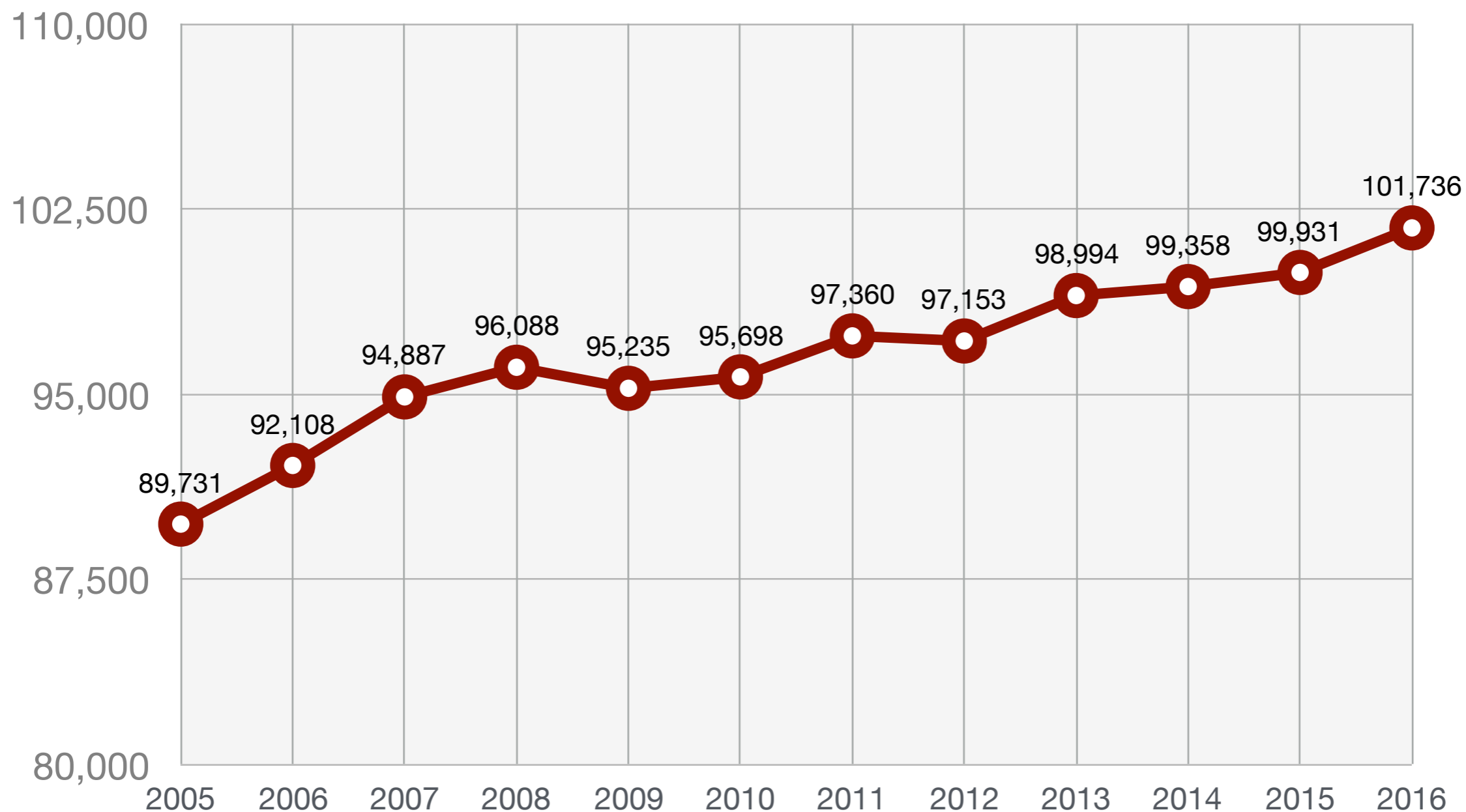
Forecasted Growth Distribution by Subarea



Doña Ana County Employment



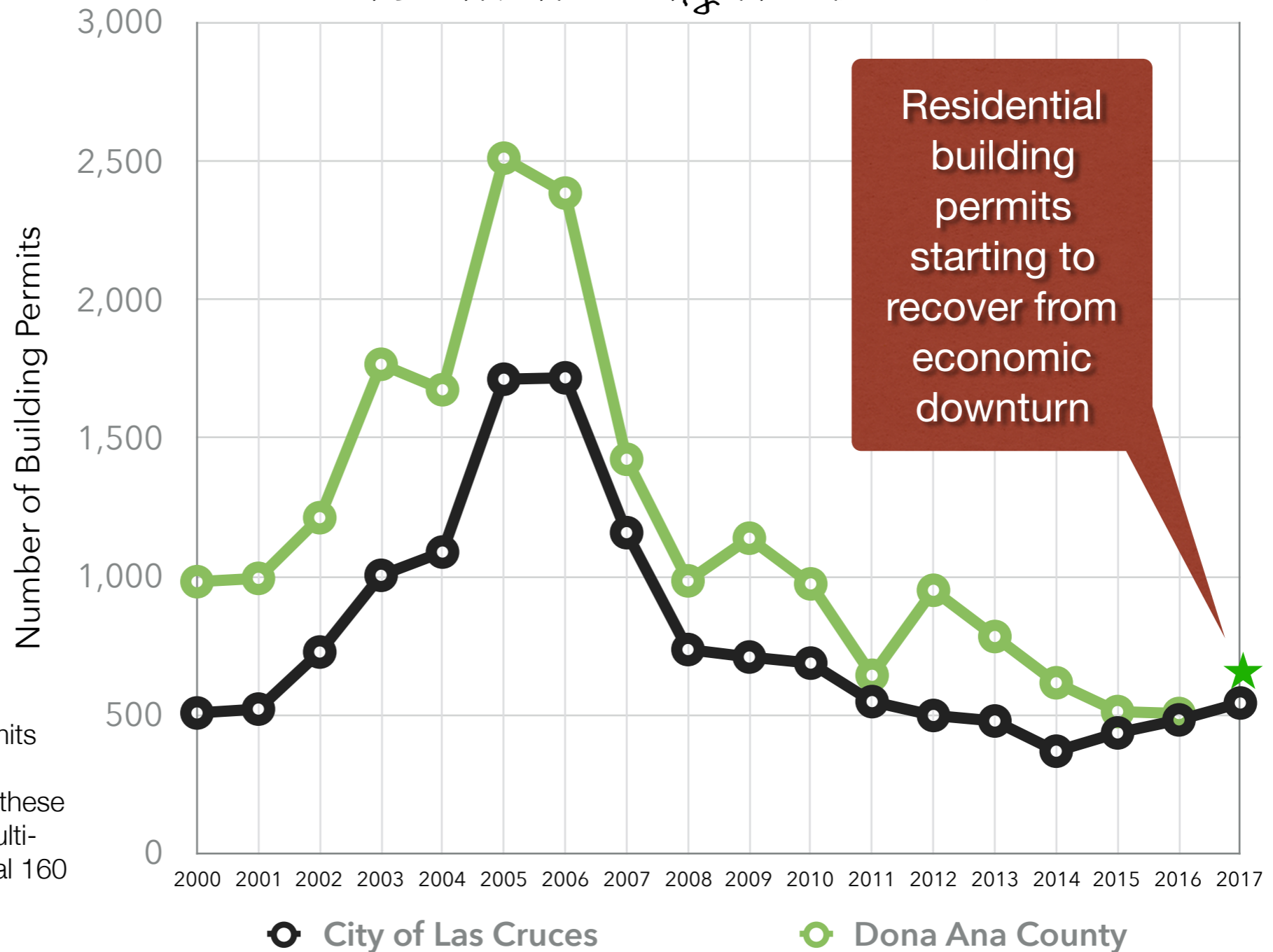
Doña Ana County Total Employment: 2005 to 2016



Source: Bureau of Economic Analysis, CA4 Personal Income and Employment by Major Component, 2018

Residential Building Permits

Permits for Residential New Construction
in Doña Ana County and Las Cruces



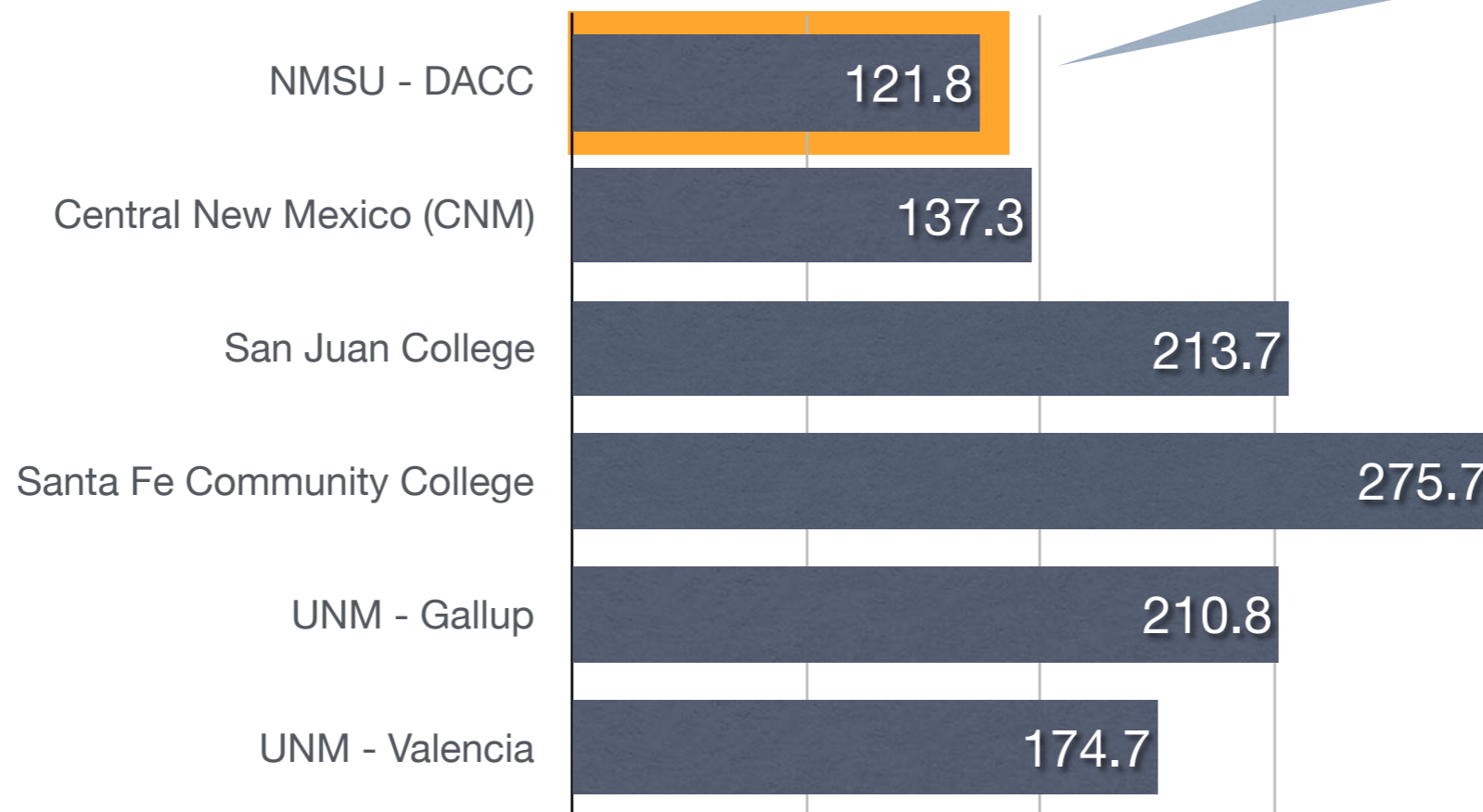
★ Three of these building permits were for multi-family units containing a total 160 units these building permits were for multi-family units containing a total 160 units

Source: City of Las Cruces and Doña Ana County

Selected Peer Comparison



*GSF / FTE student of
Selected Peer Colleges, 2015*



NMSU DACC has the lowest Gross Square Foot / Full Time Equivalent (GSF/FTE) student of any New Mexico higher education institution

GSF / FTE by Area*

	GSF**	2017-18		2025-26	
		FTE enrollment	GSF / FTE	FTE enrollment	GSF / FTE
Central Area	463,782	4,012	116	4,278	108
South Area	43,261	551	78	639	68
Border Area	32,410	258	125	299	108
Total All Campuses	539,453	4,822	112	5,217	103

The Southern Centers (Gadsden and Sunland Park) have the lowest current and projected GSF/FTE within DACC

NOTE: GSF / FTE = GROSS SQUARE FOOTAGE
FTE ENROLLMENT ASSUMED ON-LINE ENROLLMENT PROPORTIONATELY DISTRIBUTED

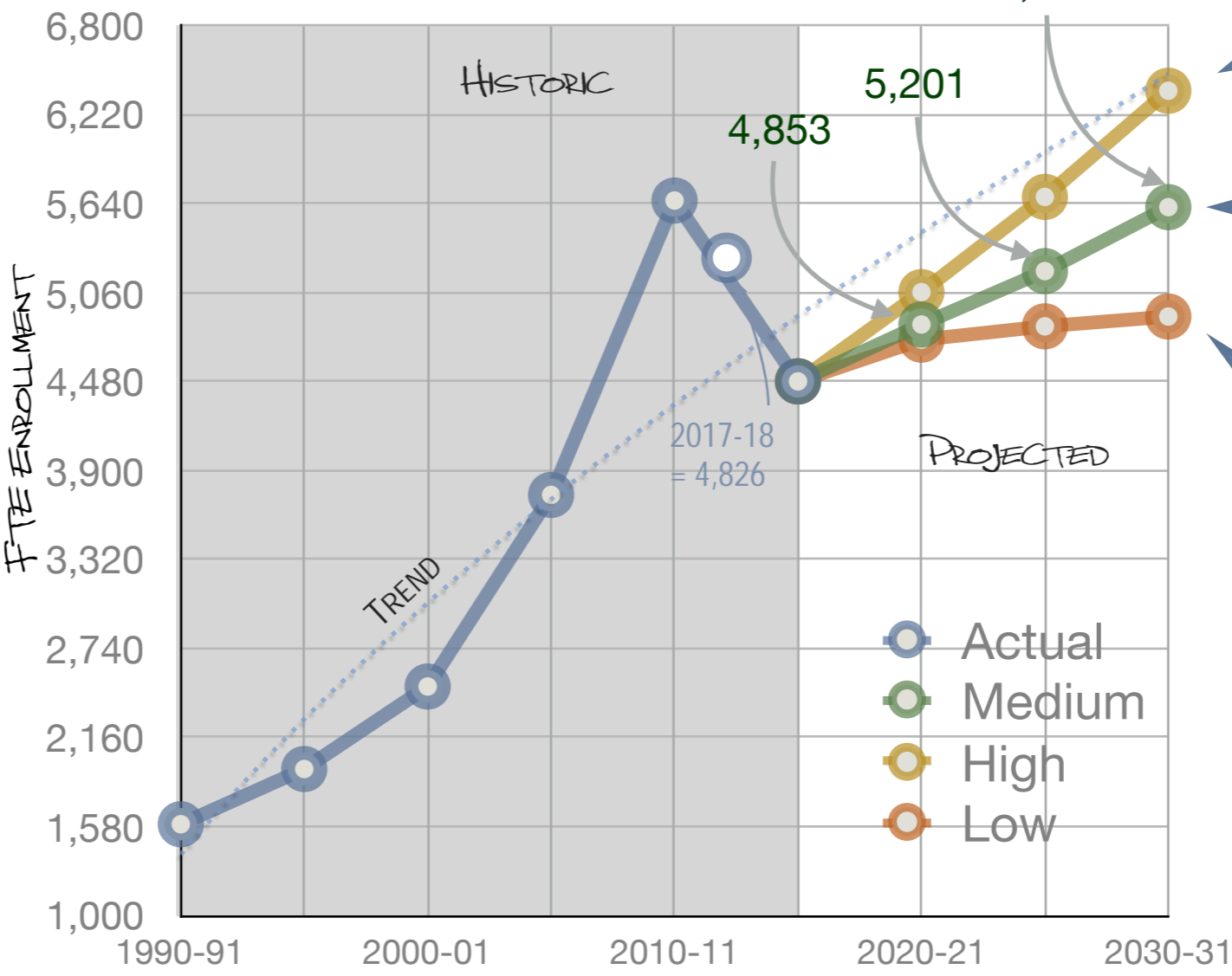
Forecast



Service Population / FTE ratio is a measure of market penetration

Year	Doña Ana County Population	Service Pop. / FTE Ratio*
Five Year		
Average	217,660	43.79
Median	216,577	43.82
minimum	213,639	39.29
maximum	223,125	48.32
10 Year		
Average	213,127	41.48
Median	212,905	41.17
minimum	204,166	36.05
maximum	223,125	48.32
15 Year		
Average	207,260	45.44
Median	209,233	43.82
minimum	188,319	36.05
maximum	223,125	60.77

DACC Enrollment Forecast 2020-2030

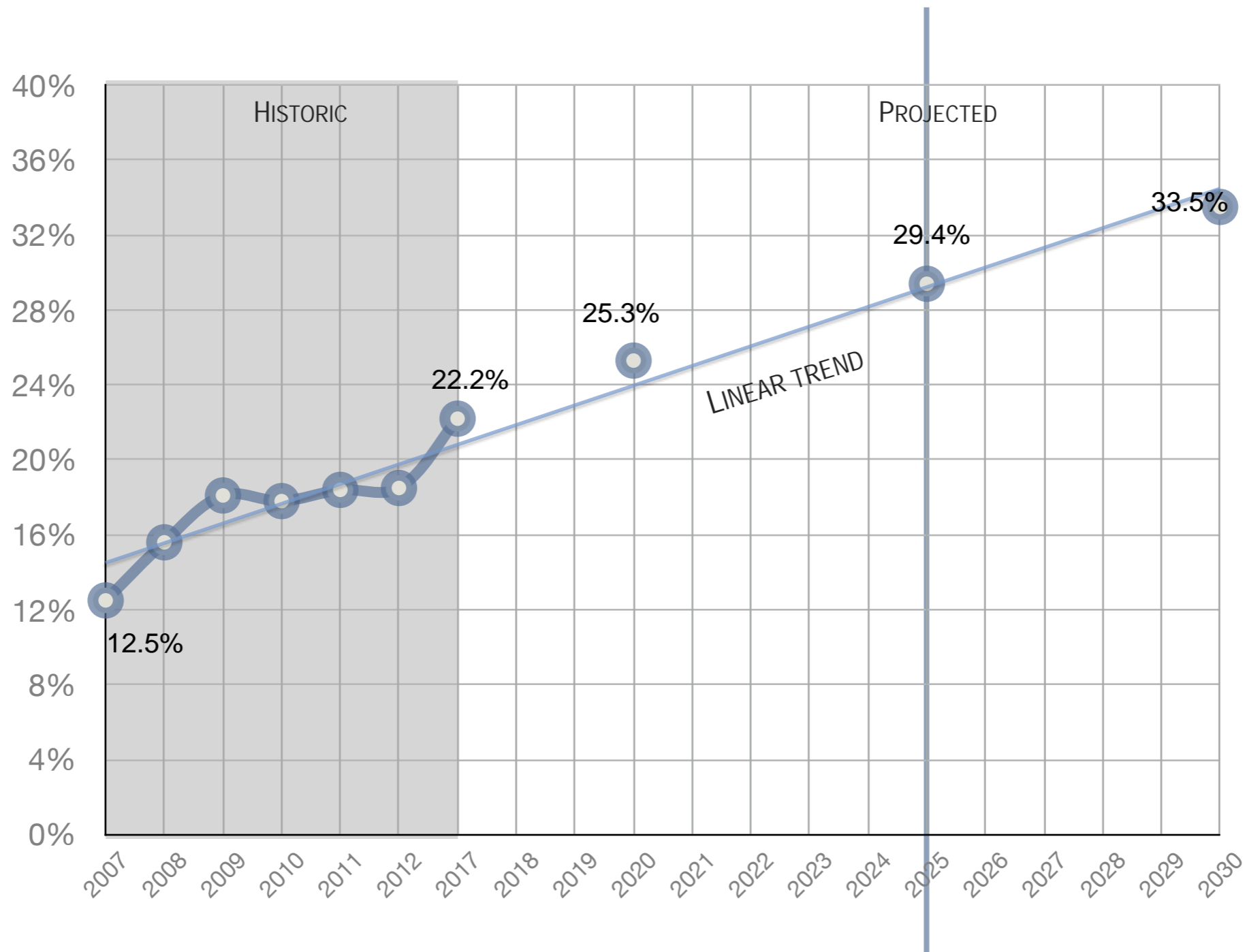


High assumes a ~10 year average penetration

Mid assumes a 15 year average penetration

Low assumes between a 10-15 year low (max) penetration

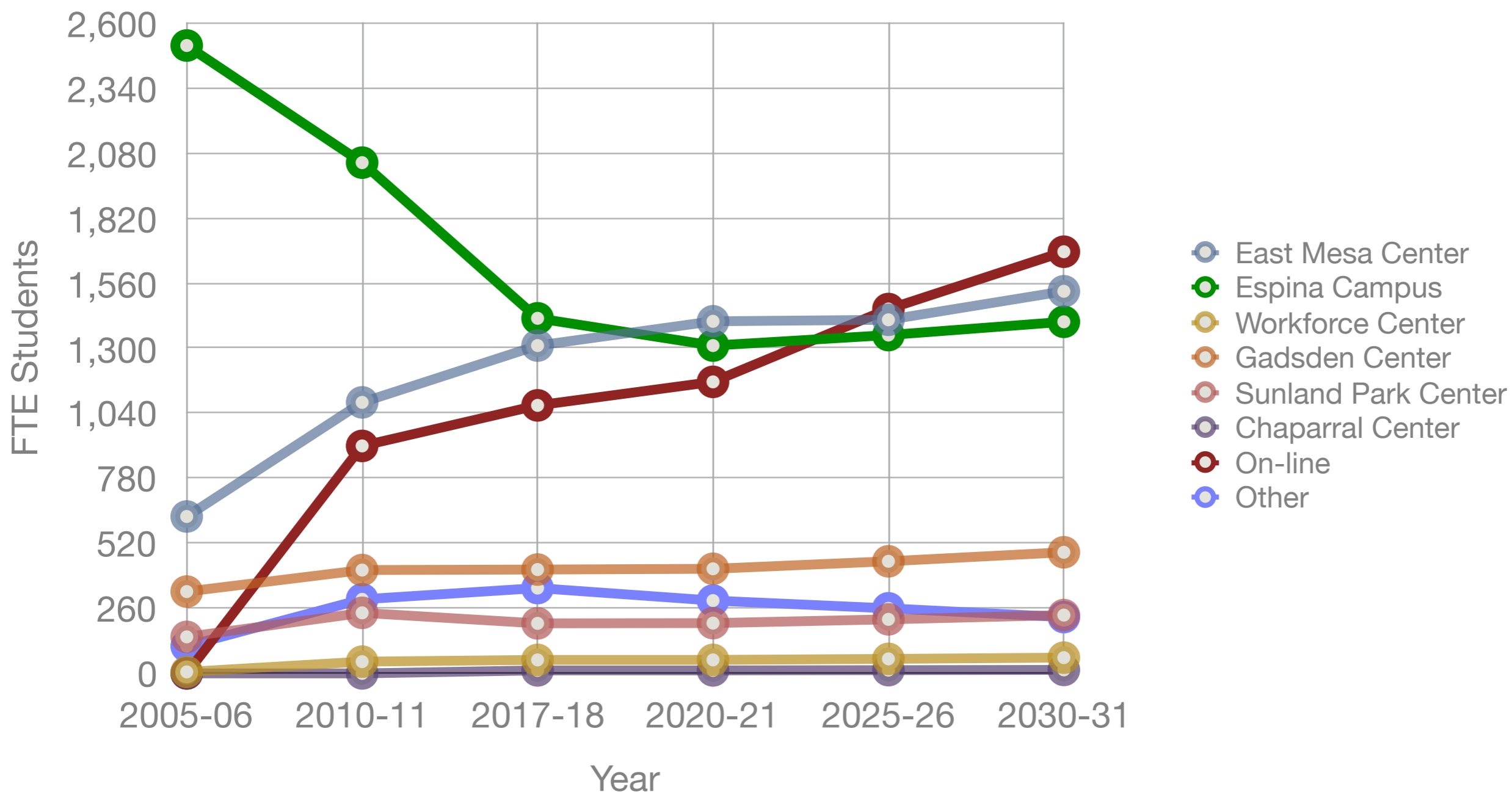
On-Line Trend



Enrollment Distribution

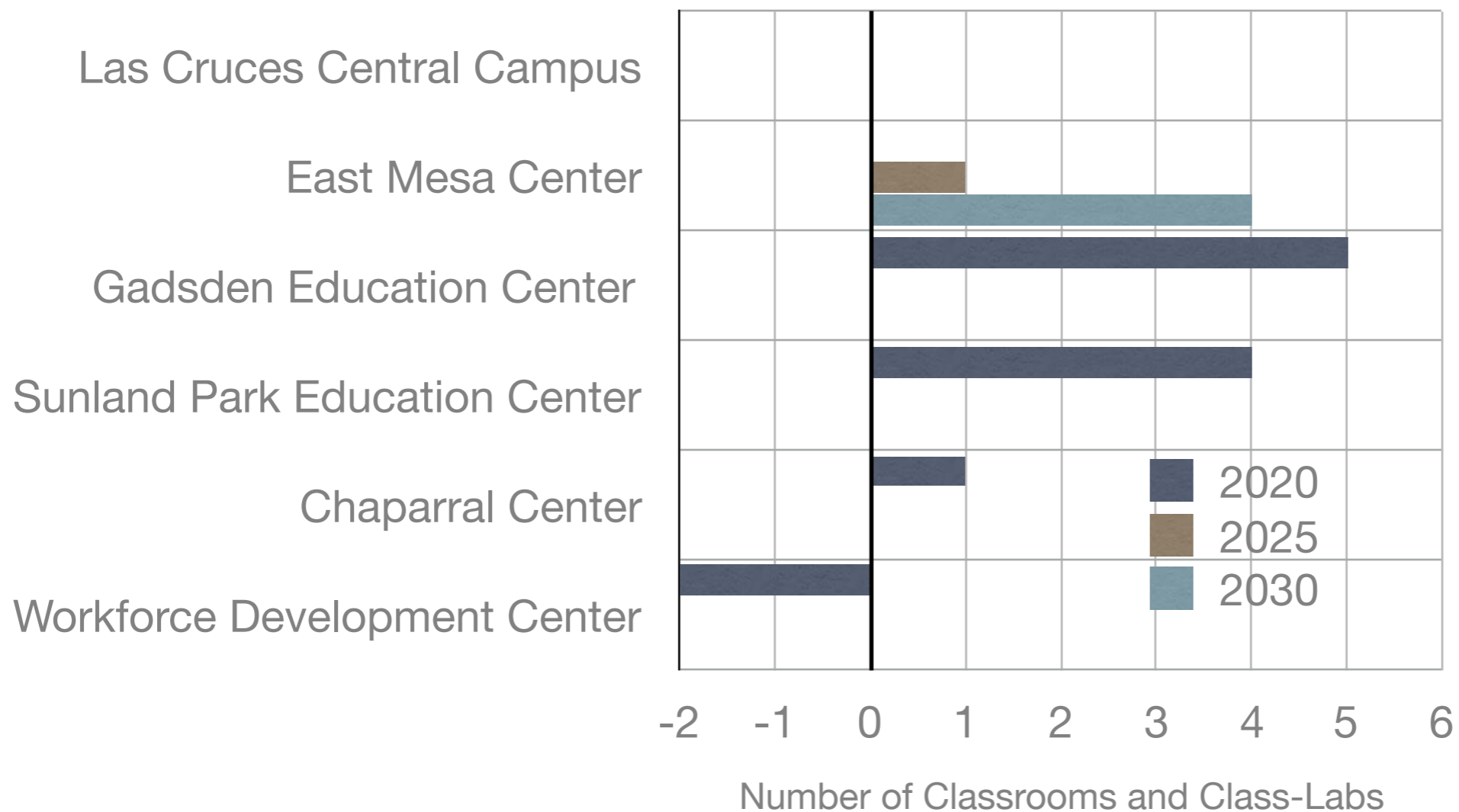


Projected Fall FTE Enrollment by Campus Location



Classroom Need

Projected Classroom Need by
Campus Location



IT Assessment

Status	Key
Excellent	
Good	
Fair	
Poor	



	Infrastructure Upgrades				IT Spaces	Security & Surveillance Systems			Audio-Visual Systems (Note)
	Cabling Upgrades	WiFi Upgrades	VoIP	UPS	Status	Cameras	Video Storage	Access Control	Status
East Mesa Center									
DAEM–East Mesa Campus									
DADM–Digital Media									
DAAR–Academic Resources									
DAAU–Auditorium									
DASR–Student Resources									
Espina Campus									
DASH–Main Building									
DATS–Technical Studies									
DALR–Learning Resources Center									
DACL–Classroom Building									
DAHL–Health and Public Services									
Workforce Center (DAWD)									
Gadsden Center (DAGC)									
Sunland Park Center (DASP)									
Chaparral Center (DACH)									

IT Assessment



		Cost Basis	Subtotal Budget	Total Budget
Infrastructure Upgrades	Cabling / WIF	All sites and facilities*	\$1,684,400	\$1,684,400
IT Spaces	IT Rooms	28 Rooms	\$167,494	\$167,494
Security & Surveillance Systems	Cameras	All sites and facilities	\$402,870	\$993,703
	Video Server Storage	5 Spaces	\$113,000	
	Access Control	All sites and facilities	\$477,833	
Audio-Visual Systems	Spaces Refreshed	87 Rooms	\$1,133,349	\$1,875,220
	Lecture Capture Spaces	5 Rooms	\$120,000	
	Collaboration Spaces	5 Rooms	\$236,500	
	Open Labs To Upgrade	7 Rooms	\$176,925	
	Conference Rooms	21 Rooms	\$208,446	

*Except the Chaparral Campus

Total \$4,720,817

Themes from Interviews / On-line Survey

- **All campuses**
 - Look for opportunities to keep students on campus - improve retention (e.g., Student centered spaces, upgrade / refresh instructional areas)
 - Improve way finding / signage
 - Improve information technology infrastructure ... support devices, wifi, and cloud-based services
 - Improve safety and security
 - Look for opportunities to engage with local community, provide work opportunities for students

- **Opportunities for new programs**
 - Aircraft Mechanics, Ag Mechanics, Robotics, Mechanic Tech, Construction Management, HR Management, Ag Business, Logistics, OT/PT Assistants, Law Enforcement
 - Physical therapy/massage therapy
 - New certificates in Plumbing, Building Analyst, and Carpentry



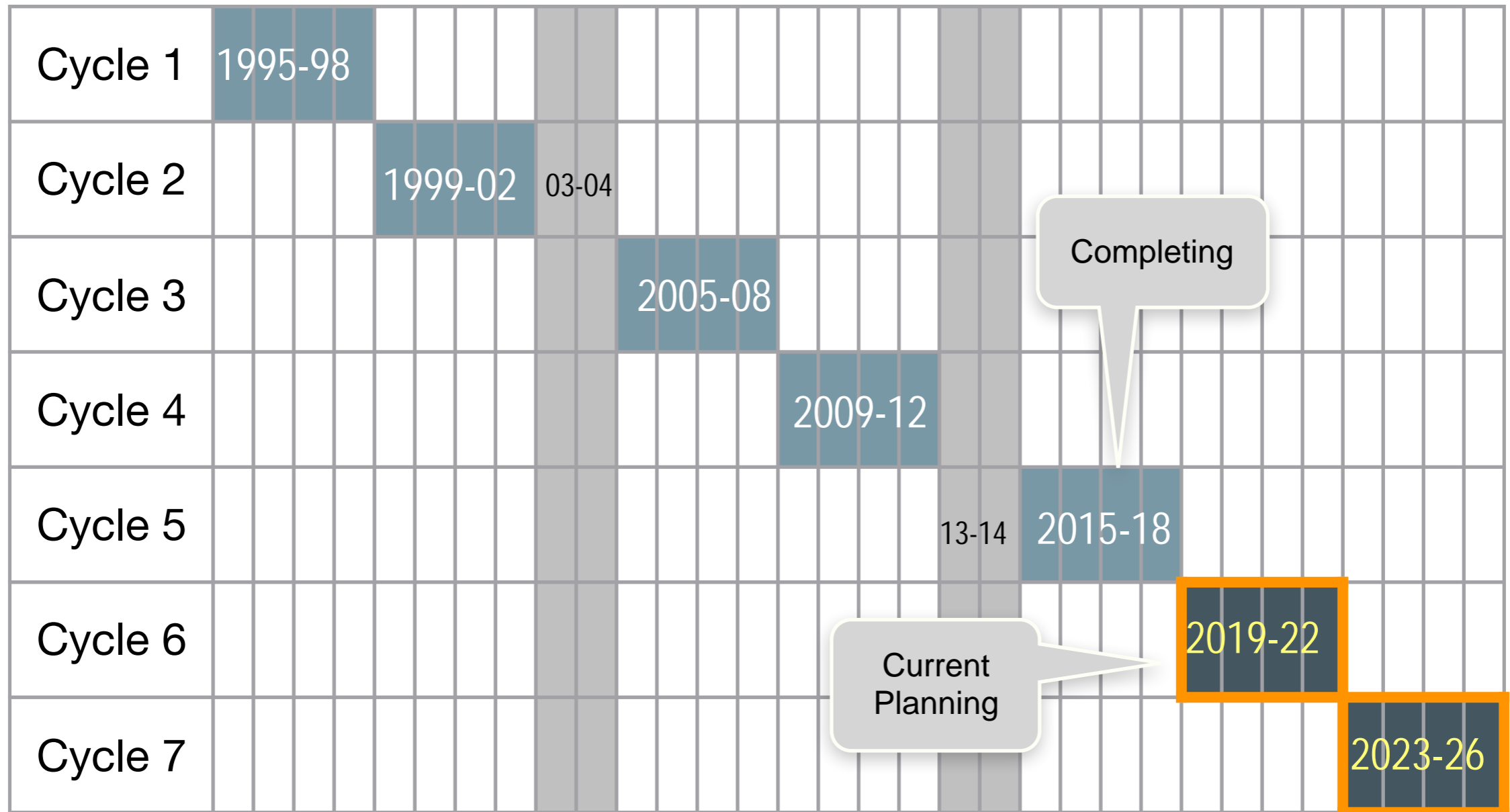
2019-2026 Capital Strategy

Capital Funding

- **Capital strategy is based on “cycling” financing approach that uses a combination of local GO bond funding and assumptions about state funding (from statewide GO bond process)**
- **Each cycle is four years**
 - **Local GO bond debt is managed to maintain a consistent tax rate (doesn't raise taxes)**
 - **Statewide GO Bonds issued every two years (even years)**
 - **State allocations are competitive (local match, 25-75%)**
 - **DACC seeks to identify projects that meet state priorities**

Capital Funding

- **\$70.15 local funding to date (represents about 70% of total funding)**



Revenue Plan



RBC Capital Markets

2009 Election	2015 Election	2019 Election	2023 Election	Tax Year
	\$6,200,000			2016
				2017
				2018
		\$8,000,000		2019
				2020
		\$8,000,000		2021
				2022
			\$8,000,000	2023
				2024
			\$8,000,000	2025
\$20,000,000	\$15,000,000	\$16,000,000	\$16,000,000	2026

Capital Strategy

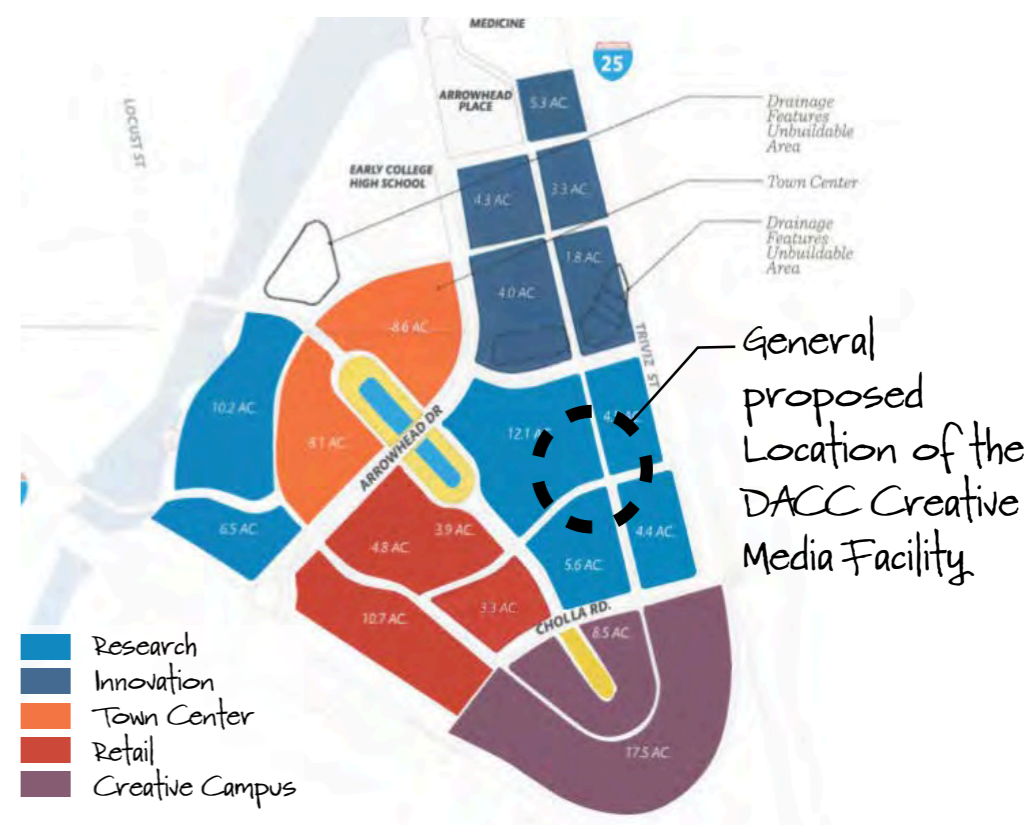
- **Area Security / Safety Upgrades:** Makes improvements to Security and Surveillance access / control and camera systems, exterior locks, and site lighting at all DACC locations guided by the 2018 Technologies Systems Master Plan
- **Infrastructure Improvements:** Funds for maintenance and repair, and site development to DACC sites
- **Classroom Upgrades / Facility Renewal / Renovations:** Renovation to selected instructional areas at all DACC sites, including room configuration, furniture, room finishes, and instructional equipment guided by a Classroom Renovation Master Plan
- **Information Technology / Upgrades / Equipment Acquisition:** Make improvements to IT infrastructure, IT service rooms, and audio visual spaces at all DACC locations based on a 2018 Technologies Systems Master Plan

Capital Strategy

- **Facilities:** In the 2019-2022 funding cycle (Cycle 6), DACC has the following priorities:

- Creative Media Facility: Construct a new facility at NMSU Arrowhead Research Park to support the DACC creative media programs in proximity to the Las Cruces Film Studio project (15,300 gross square feet, \$5.4 million, request a state match of \$1.5 million)

- Gadsden Center Advanced Technology Facility: Provides flexible class / labs to support DACC advanced technology programs (15,828 gross square feet, \$5.5 million, request a state match of \$2.5 million)



Capital Strategy

- In the 2022-26 funding cycle (Cycle 7), DACCC identified the following priorities that will be validated prior to the 2023 election:
 - Career / Community Engagement: A new facility to provide opportunities for community engagement and student internships
 - Future Program Enhancements (new and expanded): New construction to provide instructional classrooms and laboratories to support new programmatic initiatives and enhancements
 - Physical Plant Facility: New construction to provide warehouse, shop and office facilities to support site and facility maintenance

Capital Strategy

Area	Campus / Project	Planned					
		Upcoming Election					
		2019-22 Total Cycle 6			2023-26 Total Cycle 7		
		Local Funding	Potential State Funding	Total	Local Funding	Potential State Funding	Total
Central	(East Mesa Campus, Espina Campus, Workforce Development Center)	\$11,000,000	\$5,050,000	\$16,050,000	\$12,300,000	\$3,775,000	\$16,075,000
	East Mesa Campus	\$0	\$0	\$0	\$8,050,000	\$1,650,000	\$9,700,000
	Career / Community Engagement				\$2,900,000		\$2,900,000
	Future Program Enhancements (New and Expanded)				\$3,800,000	\$1,200,000	\$5,000,000
	Physical Plant Facility				\$1,350,000	\$450,000	\$1,800,000
	Creative Media Facility	\$3,900,000	\$1,500,000	\$5,400,000	\$0	\$0	\$0
	New Facility at Arrowhead Park	\$3,900,000	\$1,500,000	\$5,400,000			
	Area Security / Safety Upgrades	\$1,200,000	\$600,000	\$1,800,000	\$0	\$0	\$0
	Infrastructure Improvements	\$1,400,000	\$700,000	\$2,100,000	\$750,000	\$375,000	\$1,125,000
	Classroom Upgrades / Facility Renewal / Renovations	\$1,500,000	\$750,000	\$2,250,000	\$1,750,000	\$875,000	\$2,625,000
	Information Technology /Upgrades / Equipment Acquisition	\$3,000,000	\$1,500,000	\$4,500,000	\$1,750,000	\$875,000	\$2,625,000
South	(Gadsden, Sunland Park, and Chaparral Centers)	\$5,000,000	\$3,500,000	\$8,500,000	\$3,700,000	\$1,550,000	\$5,250,000
	Gadsden Center	\$3,000,000	\$2,500,000	\$5,500,000	\$0	\$0	\$0
	Advanced Technology Addition	\$3,000,000	\$2,500,000	\$5,500,000			
	Sunland Park Center	\$0	\$0	\$0	\$1,800,000	\$600,000	\$2,400,000
	Replace Portables with Permanent / Student Center				\$1,800,000	\$600,000	\$2,400,000
	Area Security / Safety Upgrades	\$200,000	\$100,000	\$300,000	\$0	\$0	\$0
	Infrastructure Improvements	\$300,000	\$150,000	\$450,000	\$400,000	\$200,000	\$600,000
	Classroom Upgrades / Facility Renewal / Renovations	\$500,000	\$250,000	\$750,000	\$750,000	\$375,000	\$1,125,000
	Information Technology /Upgrades / Equipment Acquisition	\$1,000,000	\$500,000	\$1,500,000	\$750,000	\$375,000	\$1,125,000
	Total	\$16,000,000	\$8,550,000	\$24,550,000	\$16,000,000	\$5,325,000	\$21,325,000

Capital Strategy

Summary of Fund Allocations	Planned					
	Upcoming Election					
	2019-22			2023-26		
	Local Funding	Potential State Funding	Total	Local Funding	Potential State Funding	Total
Area Security / Safety Upgrades	\$1,400,000	\$700,000	\$2,100,000	\$0	\$0	\$0
Infrastructure Improvements	\$1,700,000	\$850,000	\$2,550,000	\$1,150,000	\$575,000	\$1,725,000
Classroom Upgrades / Facility Renewal / Renovations	\$2,000,000	\$1,000,000	\$3,000,000	\$2,500,000	\$1,250,000	\$3,750,000
Information Technology /Upgrades / Equipment Acquisition	\$4,000,000	\$2,000,000	\$6,000,000	\$2,500,000	\$1,250,000	\$3,750,000
Total	\$9,100,000	\$4,550,000	\$13,650,000	\$6,150,000	\$3,075,000	\$9,225,000

	Upcoming Election					
	2019-22			2023-26		
	Total Cycle 6			Total Cycle 7		
	Local Funding	State Funding	Total	Local Funding	State Funding	Total
Central Area	\$11,000,000	\$5,050,000	\$16,050,000	\$12,300,000	\$3,775,000	\$16,075,000
South Area	\$5,000,000	\$3,500,000	\$8,500,000	\$3,700,000	\$1,550,000	\$5,250,000
Total	\$16,000,000	\$8,550,000	\$24,550,000	\$16,000,000	\$5,325,000	\$21,325,000
% Potential State Match	35%			25%		

DRAFT
DOÑA ANA COMMUNITY COLLEGE DISTRICT
2019 ELECTION CALENDAR
ELECTION DATE: TUESDAY, NOVEMBER 5, 2019
GENERAL OBLIGATION BOND ELECTION

June 2019						
S	M	T	W	T	F	S
						1
2	3	4	5	6	7	8
9	10	11	12	13	14	15
16	17	18	19	20	21	22
23	24	25	26	27	28	29
30						

July 2019						
S	M	T	W	T	F	S
	1	2	3	4	5	6
7	8	9	10	11	12	13
14	15	16	17	18	19	20
21	22	23	24	25	26	27
28	29	30	31			

August 2019						
S	M	T	W	T	F	S
				1	2	3
4	5	6	7	8	9	10
11	12	13	14	15	16	17
18	19	20	21	22	23	24
25	26	27	28	29	30	31

September 2019						
S	M	T	W	T	F	S
1	2	3	4	5	6	7
8	9	10	11	12	13	14
15	16	17	18	19	20	21
22	23	24	25	26	27	28
29	30					

October 2019						
S	M	T	W	T	F	S
		1	2	3	4	5
6	7	8	9	10	11	12
13	14	15	16	17	18	19
20	21	22	23	24	25	26
27	28	29	30	31		

November 2019						
S	M	T	W	T	F	S
					1	2
3	4	5	6	7	8	9
10	11	12	13	14	15	16
17	18	19	20	21	22	23
24	25	26	27	28	29	30

Elections are governed by Sections 1-22-1 through 1-22-20, NMSA 1978 (Local Election Act), the College District Tax Act (Sections 21-2A-1 through 21-2A-10 NMSA 1978), the Branch Community College Act (Sections 21-14-1 through 21-14-10 NMSA 1978) and, where needed, by the Election Code (Chapter 1 of NMSA 1978). NOTE: There is legislation that has been introduced in the 2019 state legislative session to make additional changes to the Local Election Act and other statutes (including the Branch Community College Act) that relate to the conduct of elections.

Required publications and postings should be in English and Spanish, unless otherwise noted. All publications should be in the *Las Cruces Sun News*. The *Las Cruces Sun News*' deadline for publication is by 12:00 p.m. the day prior to publication. Legal ads can be submitted via e-mail to: legals@lcsun-news.com.

The County Clerk of Doña Ana County is Dr. Amanda Lopez Askin - Telephone: (575) 647-7421 and the Chief Deputy Clerk is Lindsey Bachman. The County Clerk of Otero County is Robyn Holmes - email rholmes@co.otero.nm.us and the Chief Deputy Clerk is Denise Guerra – email: dguerra@co.otero.nm.us.

DATE	EVENT	RESPONSIBLE PARTY
April 2019	Presentation to NMSU Board of Regents Regarding Election	NMSU Regents DACC
Monday, April 22, 2019	Deadline to Provide Documents for Agenda Items for May 2 nd DACC board meeting	DACC RBC Modrall
Thursday, May 2, 2019	Adoption of Resolution and Proclamation calling the Election and setting out details of general obligation bond election	Governing Board
Monday, May 13, 2019	Submit Request for Higher Education Department Approval of Election (§21-2A-6 NMSA 1978)	DACC Modrall RBC
Between Thursday, May 2, 2019, and Wednesday, May 22, 2019	Translate Resolution and Proclamation to Spanish for future publications and filing with Doña Ana County Clerk and Otero County Clerk	County Clerks
Thursday, May 23, 2019	Proclamation sent to the County Clerks to be filed with the Doña Ana County Clerk and Otero County Clerk (§21-2A-10 NMSA 1978)	Counsel
Between May 23, 2019 and August 27, 2019	Doña Ana County Commission and Otero County Commission Consider Inclusion of General Obligation Bond Election Question on Ballot (§1-22-10(B) NMSA 1978)	County Clerks and Commissions
Wednesday, August 7, 2019	Secretary of State Issues Proclamation in Spanish and English calling a Regular Local Election at least 90 days prior to the election (§1-22-4(A) NMSA 1978)	New Mexico SOS

DATE	EVENT	RESPONSIBLE PARTY
Thursday, August 22, 2019	After receipt of proclamation from the secretary of state, the county clerk shall post the entire proclamation on the county clerk's website and not less than 75 days prior to the election , shall publish portions of the proclamation relevant to the county at least once in a newspaper of general circulation within the county (§1-22-4(D) NMSA 1978)	County Clerks
Wednesday, August 27, 2019	Copy of Resolution Proposing Question Sent by Doña Ana and Otero County Clerks to the Secretary of State at least 70 day prior to the election (§1-16-8 (A) NMSA 1978)	County Clerks
Monday, September 16, 2019 DEPENDING UPON LEGISLATIVE FIX TO 21-14-2 (H)	Submit Election Proclamation (English and Spanish) to the <i>Las Cruces Sun News</i> for publication on September 20 th , September 27 th and October 4 th - §21-2A-10 NMSA 1978)	County Clerk w/ assistance from Counsel
Fridays, September 20, September 27, and October 4, 2019 DEPENDING UPON LEGISLATIVE FIX TO 21-14-2 (H)	Three Consecutive Publications at least once a week with the last insertion to be not less than 30 days prior to the proposed election	<i>Las Cruces Sun News</i>
Saturday, September 21, 2019	Earliest date to mail Absentee Ballots to federal qualified electors and overseas voters (beginning on the 45 th day prior)	County Clerk
Tuesday, September 24, 2019	Voting machines may be prepared for the election (42 days prior) (§1-11-5 NMSA 1978)	County Clerk

DATE	EVENT	RESPONSIBLE PARTY
Friday, October 4, 2019	Absentee ballot application forms to be available to persons requesting forms	County Clerk
Friday, October 4, 2019 (32 Days before the Election)	Deadline to have ballots and absentee ballots printed (at least 30 days prior to Election) (§§1-22-10(B) and 1-22-19(B), NMSA 1978)	County Clerk
Tuesday, October 8, 2019 (28 Days before the Election)	Last day for voter registration (§1-4-8(A)(1) NMSA 1978), (28 th day preceding election) (online voter registration updates are available on the NM Secretary of State website - (§1-4-18.1)	County Clerk
Beginning 8:00 a.m., Tuesday, October 8, 2019, until 5:00 p.m., on Friday, November 1, 2019 AND Monday, November 4, 2019 until 5 p.m.	In person Absentee voting in County Clerk's office (§1-22-19(B) NMSA 1978). Voting at Voting Centers permitted 1-3-4(E). Absentee ballots may be marked in person until 5:00 p.m. on the Monday before the election IF an application was submitted and accepted and the Clerk mailed the application but the voter has not received it. An affidavit must be filed with the County Clerk (§1-6-16(B) NMSA 1978)	County Clerk
Saturday, October 19, 2019	Early Voting Begins (§1-6-5.7(A)) NMSA 1978)	

DATE	EVENT	RESPONSIBLE PARTY
Monday, October 21, 2019	Submit Proclamation (English and Spanish) to the <i>Las Cruces Sun News</i> for publication on Thursday, October 24, 2019 and Thursday, October 31, 2019. Publication shall be made once each week for two successive weeks – last publication being within 7 days but not later than 2 days before the Election. Publication includes Election Date, Questions, Precincts & Polling Places, Precinct Board Members, Polling Place Hours, Date and Time of Closing of Registration Books by County Clerk (§1-22-11 NMSA 1978)	County Clerks
Thursday, October 24, 2019	First of two Publications of Election Proclamation in English and Spanish, as required by § 1-22-11 NMSA 1978	<i>Las Cruces Sun News</i>
Friday, October 25, 2019	Post Proclamation in Public Building not more than 12 days, not less than 7 (§1-11-3(A) and (D), NMSA 1978)	County Clerk
Thursday, October 31, 2019	Second Publication of Election Proclamation in English and Spanish (§1-22-11 NMSA 1978)	<i>Las Cruces Sun News</i>
Friday, November 1, 2019	Election supplies (Voting Machines) provided for Election and delivered to the polling places by at least three days before election (§1-11-11(A) NMSA 1978)	County Clerk
Saturday, November 2, 2019	Last day of Early Voting (§1-6-5.7(A) NMSA 1978)	County Clerk
Monday, November 4, 2019 By 5:00 pm	Record number of unused Absentee ballots and publicly destroy all unused absentee ballots; mail certificates of destruction to Secretary of State; (§1-6-10(C))	County Clerk

DATE	EVENT	RESPONSIBLE PARTY
<p>Tuesday, November 5, 2019</p> <p>ELECTION DAY</p>	<p>Election held between 7:00 a.m. and 7:00 p.m. (§1-12-1 NMSA 1978)</p> <p>County Clerk delivers complete list of absentee voters and absentee-early voting machine to absentee Board (§1-6-6(D) NMSA 1978)</p> <p>Deadline for Receipt of Absentee Ballots (7:00 p.m.) (§1-6-10(B) NMSA 1978)</p>	<p>County Clerk</p>
<p>Friday, November 15, 2019</p>	<p>Deadline for Canvass of Election Results by Canvassing Board Canvass shall occur within 3 days of election (§1-22-15 (B) NMSA 1978)</p>	<p>Canvassing Board</p>
<p>Tuesday, November 26, 2019</p>	<p>Secretary of State issues Certificate of Election (§1-22-15 (F) NMSA 1978)</p>	<p>NM SOS</p>
<p>Wednesday, November 29, 2019</p>	<p>Submit results of Election (English and Spanish) to the <i>Las Cruces Sun News</i> for publication on Monday, December 2, 2019</p>	<p>County Clerk/Counsel</p>
<p>Monday, December 2, 2019</p>	<p>Publish results of election (English and Spanish) (§1-22-18) NMSA 1978)</p>	<p><i>Las Cruces Sun News</i></p>
<p>Friday, December 13, 2019</p>	<p>Prepare certificate stating that no litigation has been filed regarding the questions presented to votes; §21-2A-10(C); §21-14-2(H)(3); §22-18-10 (December 12th is 10 days after the publication of the certificate of the results of the election)</p>	<p>Attorney General Modrall</p>

Special Events Spring 2019

DACC Advisory Board



Special Events

1. Community Engagement
2. Giving
3. Highlight Students, Programs, Events

Community Engagement

- Bring the community to DACC
 - Highlight Students, Programs, Opportunities
 - Doña Ana County's Community College

Giving

- Scholarships
 - 3 DACC current use scholarships
 - 2 endowments
 - In all \$19.9 Million financial aid recipients in 2017-2018

Giving

• Grants

- Kellogg “Avanza” for the Southern Centers \$900K
- Delta Dental Mobile Dental Services \$30K
- Union Pacific Defibrillators for the Southern Centers \$25K
- HSI Stem Resource Hub Grant with NMSU \$2.7 million
- Anderson Matching Grant \$10K
- Hunt Grant \$25K

Giving

- Fully funded endowments
 - Stem Transfer
 - Mesilla Valley Culinary Arts
 - Chuck Davis Second Chance
 - DACC Permanent Art

Special Events Spring 2019

- **Art Reception for Meg Freyermuth 3/15**
- **Skills USA Competitions 3/15**
- **WSMR Employment Fair 3/20**
- **Sunland Park Open House and Avanza Launch 3/21**
- **Student Excellence Awards 3/21**
- **National Public Health Week 4/1**
- **Student Art Show Reception 4/4**

Special Events Spring 2019

- **The President's Gala 4/13**
- **Easter Egg Hunt 4/20 ***
- **Student Scholarship Dinner 4/25**
- **Inter-Professional Day and Employment Fair 4/29**
- **Leadership Las Cruces Fundraiser 4/30**
- **Commencement 5/9**
- * Tentative

Questions

New Mexico State University - Dona Ana Campus
Recommended FY19-20 Sources and Uses of New I&G Funds
Tuition and Fee Proposal

Sources/Revenues:

General Fund I&G Appropriation	\$ 706,800
General Fund I&G Appropriation (Dual Credit Adjustment)	\$ 197,600
General Fund I&G Appropriation for Compensation, including 30% Fringes	636,161
General Fund I&G Appropriation for .25% ERB increase	30,585
Tuition & Fees Increase (0% Blended)	-
Enrollment Adjustment - 0% Increase (Decrease)	-
Change in Tax Mil Levy	200,000
Other Revenues (indirect costs)	60,000
Reduction of Non Mandatory Cap Outlay/R&R Tsf	450,000
Reduction in Fringe Rate Contingency	150,000
Permanent Budget Reduction/Reallocation	
Total Sources	\$ 2,431,146

Uses/Expenditures:

Faculty and Staff Compensation Increase of 4%, including fringes	\$ 1,367,814
Increase/Decrease in Fringe Rate (Reg 1%; PT .55%, Student -.07%)	192,500
Minimum Wage Increase Regular Staff (\$9/hour proposed legislation), including fringes	-
Minimum Wage Increase Student (\$9/hour effec 1/1/20), including fringes	132,835
Faculty Promotion and Tenure Fund, including fringes	109,891
Student Fee Supported Units (Student Tech and Student Gov't)	-
Committed Positions (Perkins, Kellogg), including fringes	
Nursing Asst Faculty (Carl Perkins) 1.0 FTE	84,220
Career Resource Coord (Carl Perkins) 1.0 FTE	55,688
Data Records Coord (Carl Perkins) 1.0 FTE	42,218
Water Tech Faculty (Carl Perkins) .50 FTE	30,823
Program Specialist (Kellogg) .25 FTE	12,375
Institutional Researcher (Kellogg) .25 FTE	14,094
Career Resource Coord (Kellogg) .25 FTE	12,375
Student Advisors & Directors position reclass, including fringes	261,396
Institutional Overhead	100,649
Other Expenditures	14,268
Total Uses	\$ 2,431,146

	2018-2019 Actual Tuition and Fees				2019-2020 Proposed Tuition and Fees					
	Tuition	Fees	Total	Full-Time Tuition & Fees	Tuition	Fees	Total	Full-Time Tuition & Fees	Full-Time Proposed Increase	Percentage Change
Resident In-District	65.75	8.25	74.00	888.00	65.75	8.25	74.00	888.00	-	0.0%
Resident Out-District	81.75	8.25	90.00	1,080.00	81.75	8.25	90.00	1,080.00	-	0.0%
Non-resident	227.75	8.25	236.00	2,832.00	227.75	8.25	236.00	2,832.00	-	0.0%

Operational Mil Levy = 1.25 mils

VPAA Office Update – Dual Credit and Early College High School

DACC Advisory Board Meeting

March 20, 2019



11/6/2019

DOÑA ANA COMMUNITY COLLEGE
OF NEW MEXICO STATE UNIVERSITY



Serving GISD, LCPS, HVPS



Goal: Customize offerings to match school district needs with available resources at DACC



11/6/2019

DOÑA ANA COMMUNITY COLLEGE
OF NEW MEXICO STATE UNIVERSITY



Gadsden Independent School District

- [Programs of Study](#) offered at the Gadsden Education Center and the Sunland Park Educational Center
- [Associate of Arts Pathway](#) at Alta Vista Early College High School
- Blended Senior Year at Santa Teresa High School (pilot)
- Opportunity for students to take:
 - GOVT 100 in summer 2019
 - courses at DACC in the 19/20 Academic Year



Las Cruces Public Schools

- [Programs of Study](#) offered at the East Mesa Campus or the Espina Campus
- [Pathways](#) at Arrowhead Park Early College High School and Arrowhead Park Medical Academy (including Associate of Arts and Associate of Science)



11/6/2019

DOÑA ANA COMMUNITY COLLEGE
OF NEW MEXICO STATE UNIVERSITY



Hatch Valley Public Schools

- Face-to-Face Classes offered at the high school
 - CJ 101: Intro to Criminal Justice (14 students spring 19)
 - AUTO 112: Basic Gasoline Engine (7 students)
 - OETS 102: Career Readiness (4 students)
- Online Classes (16 students)
- Synchronous Classes in 2019/2020 (pilot)
 - COMM 265: Principles of Human Communication in Fall
 - ASTR 105: The Planets in Spring



11/6/2019

Dual Credit Data Summit

- When? May 31, 2019
- What time? 10:00 to 2:00
- Where? Espina Campus
- Whose invited? High School Principals, Counselors, and Advisors; Superintendents; DACC Administrators and Academic Advisors; **DACC Advisory Board Members**
- What's the purpose? How are dual credit students doing in DACC classes?



11/6/2019

DOÑA ANA COMMUNITY COLLEGE
OF NEW MEXICO STATE UNIVERSITY



Data Snapshot: Early Performance Grades - Spring 2019

- GISD –88% of 165 students are currently passing
- LCPS –83% of 697 students are currently passing
- HVPS –95% of 28 students are currently passing



Thank you!



DOÑA ANA COMMUNITY COLLEGE
OF NEW MEXICO STATE UNIVERSITY

