

# Using Academic Universe

Doña Ana Branch Community College  
3400 S. Espina, Room 260






Library Media Center  
(505) 527-7555

## What is Academic Universe?

Academic Universe is a LexisNexis database that provides access to a wide range of news, business, legal, and reference information. This database includes magazines, journals, newspapers, newsletters, transcripts, profiles, reference materials, abstracts, case laws, etc ...

## Search Categories in Academic Universe

To get started, select one of the following categories to search in.

-  **News** Search the full text of today's news or search back more than 20 years
-  **Business** Retrieve full text company news & financial information
-  **Legal Research** Search full text federal, state & international legal materials
-  **Medical** Find full text & abstracted medical & health information
-  **Reference** Search general reference sources

## How to Search in Academic Universe

1. Select the category you wish to search.
2. Once you select a category, you will also choose which database to search in. For example, when you click on **News**, you then can select from **General News**, **Today's News**, **US News** and more!

### News

- [General News](#) U.S. & international newspapers, magazines, newsletters & journals
- [Today's News](#) News articles updated throughout the day
- [U.S. News](#) Newspaper, wire & transcript articles from a state & selected articles about each state
- [World News](#) News from U.S. & international sources
- [Wires](#) Wire service reports
- [Transcripts](#) Television & radio news broadcasts
- [Arts & Sports](#) Reviews, entertainment & sports news
- [Campus](#) Chronicle of Higher Education & student newspapers
- [Foreign Language News](#) Spanish, French, Dutch, Italian & German

Basic News Options

General News Tips

Keyword searches the headline and lead paragraph(s) of articles. Additional Terms searches the full text. Only articles that match all the criteria you enter will be found.

Keyword:   
e.g. ATM OR automatic teller machine

Narrow search with additional terms:   
e.g. Charge OR Fee

Source:  Magazines & Journals  Source List

Date:  Previous ten years   
 From:  To:   Entire site

3. Complete the search form that appears on the screen. The search form includes information such as Keyword, Company Name, etc ... When using the search form, fill in (or select from the provided list) the required fields such as keyword(s), date, and source.

4. When you have finished entering your search criteria, click **Search**. A Document List page will appear listing the documents retrieved that matched your request.
5. After reviewing the list of available documents, click on the document you want to read. The Individual Document page appears displaying the full text of the document you selected!

### Helpful Tips!

- When looking to find information on any topic or issue and you are not sure which category to use to get started, select **News** and then **General News Topics**.
- If your search retrieves more than 1,000 documents, you will receive an error message. Go back and refine your search (use AND, OR, limit by date, etc...).
- Use an exclamation point (!) for truncation. For example, type in **comput!** And you will be searching for computer, computers, computing, computed.